

COLEGIO DE BACHILLERES DEL ESTADO DE HIDALGO

ESTADO ANALÍTICO DEL EJERCICIO DEL PRESUPUESTO DE EGRESOS  
 CLASIFICACIÓN ADMINISTRATIVA  
 Del 1 de Enero al 30 de Septiembre de 2023  
 (Cifras en pesos)

Concepto	Egreso Aprobado (1)	Ampliaciones/Reducciones (2)	Egreso Modificado (3=1+2)	Egreso Devengado (4)	Egreso Pagado (5)	Subejercicio (6=3-4)	
2	SECTOR PUBLICO DE LAS ENTIDADES FEDERATIVAS	1,197,996,368.00	164,360,754.47	1,362,357,122.47	864,876,198.31	846,706,773.07	497,480,924.16
2.1	SECTOR PUBLICO NO FINANCIERO	1,197,996,368.00	164,360,754.47	1,362,357,122.47	864,876,198.31	846,706,773.07	497,480,924.16
2.1.1	GOBIERNO GENERAL ESTATAL O DEL DISTRITO FEDERAL	1,197,996,368.00	164,360,754.47	1,362,357,122.47	864,876,198.31	846,706,773.07	497,480,924.16
2.1.1.2	ENTIDADES PARAESTATALES Y FIDEICOMISOS NO EMPRESARIALES Y NO FINANCIEROS	1,197,996,368.00	164,360,754.47	1,362,357,122.47	864,876,198.31	846,706,773.07	497,480,924.16
000	RAMO GENERAL	0.00	0.00	0.00	0.00	0.00	0.00
001	DIRECCIÓN GENERAL	65,987,070.00	-34,177,491.76	31,809,578.24	346,963.59	223,799.16	31,462,614.65
002	DIRECCIÓN DE ADMINISTRACIÓN Y FINANZAS	438,800.00	-32,511.96	406,288.04	210,654.24	168,431.95	195,633.80
003	SUBDIRECCIÓN DE ADMINISTRACIÓN Y FINANZAS	87,800.00	-2,695.24	85,104.76	72,337.17	41,658.28	12,767.59
004	DEPARTAMENTO RECURSOS FINANCIEROS	777,710.00	-79,583.24	698,126.76	321,764.46	208,666.92	376,362.30
005	DEPARTAMENTO RECURSOS HUMANOS	1,034,661,666.00	90,899,584.80	1,125,561,250.80	714,355,713.88	702,934,562.71	411,205,536.92
006	DEPARTAMENTO RECURSOS MATERIALES Y SERVICIOS GENERALES	16,695,109.00	-147,108.40	16,548,000.60	7,039,357.29	6,080,902.01	9,508,643.31
007	DEPARTAMENTO ADQUISICIONES	270,698.00	-67,388.00	203,310.00	168,149.60	101,636.76	35,160.40
008	DEPARTAMENTO TÉCNICO	268,897.00	-118,491.86	150,405.14	108,711.12	84,332.34	41,694.02
009	DEPARTAMENTO SERVICIOS ADMINISTRATIVOS	57,384.00	-200.70	57,183.30	55,565.52	11,251.30	1,617.78
011	DIRECCIÓN DE PLANEACIÓN	156,990.00	-20,230.20	136,759.80	102,463.79	74,455.93	34,296.01
012	SUBDIRECCIÓN DE PLANEACIÓN	98,300.00	-14,687.84	83,612.16	65,108.14	50,533.65	18,504.02
013	DEPARTAMENTO PROGRAMACIÓN Y PRESUPUESTO	34,156,935.00	36,378.90	34,193,313.90	14,165,859.22	13,033,931.11	20,027,454.68
014	DEPARTAMENTO DESARROLLO INSTITUCIONAL	46,400.00	-545.80	45,854.20	43,704.08	43,132.20	2,150.12
015	DEPARTAMENTO REGISTRO Y CONTROL ESCOLAR	4,677,900.00	-225,682.76	4,452,217.24	3,969,503.37	3,881,338.07	482,713.87
016	DEPARTAMENTO SISTEMAS Y TECNOLOGÍAS DE LA INFORMACIÓN	16,285,493.00	19,257.52	16,304,750.52	10,852,287.86	10,535,951.34	5,452,462.66
017	DEPARTAMENTO EVALUACIÓN Y ESTADÍSTICA	82,900.00	-9,309.34	73,590.66	58,986.66	39,307.04	14,604.00
020	DIRECCIÓN ACADÉMICA	208,000.00	-29,169.38	178,830.62	107,035.64	83,960.39	71,794.98
021	SUBDIRECCIÓN ACADÉMICA	18,897.00	-8,749.16	10,147.84	5,537.84	5,537.84	4,610.00
022	DEPARTAMENTO PSICOPEDAGÓGICO	728,658.00	-1,288.72	727,369.28	715,526.32	98,131.30	11,842.96
023	DEPARTAMENTO SERVICIOS EDUCATIVOS	1,008,300.00	35,846,170.71	36,854,470.71	27,837,055.51	27,440,516.15	9,017,415.20
024	DEPARTAMENTO DE DESARROLLO DOCENTE	1,352,706.00	-4,138.12	1,348,567.88	1,248,481.48	900,479.48	100,086.40
025	DEPARTAMENTO CAPACITACIÓN PARA EL TRABAJO	1,274,301.00	119,336.24	1,393,637.24	1,247,734.13	443,154.64	145,903.11
026	DEPARTAMENTO DESARROLLO ACADÉMICO DE PLANTELES Y EMSAD	1,917,608.00	-58,604.08	1,859,003.92	1,343,300.73	977,295.16	515,703.19
027	DEPARTAMENTO BIBLIOTECAS Y LABORATORIOS	511,572.00	72,357,902.52	72,869,474.52	69,435,738.77	69,304,429.64	3,433,735.75
028	DEPARTAMENTO INVESTIGACIÓN E INNOVACION EDUCATIVA TECNOLÓGICA	22,400.00	3,647.34	26,047.34	18,414.32	11,934.59	7,633.02
030	COORDINACIÓN DE ZONA I	80,800.00	-6,404.42	74,395.58	59,372.77	42,851.58	15,022.81

COLEGIO DE BACHILLERES DEL ESTADO DE HIDALGO

ESTADO ANALÍTICO DEL EJERCICIO DEL PRESUPUESTO DE EGRESOS  
 CLASIFICACIÓN ADMINISTRATIVA  
 Del 1 de Enero al 30 de Septiembre de 2023  
 (Cifras en pesos)

Concepto	Egreso Aprobado (1)	Ampliaciones/Reducciones (2)	Egreso Modificado (3=1+2)	Egreso Devengado (4)	Egreso Pagado (5)	Subejercicio (6=3-4)
031	COORDINACIÓN DE ZONA II	111,300.00	-4,872.04	106,427.96	82,135.94	24,292.02
032	COORDINACIÓN DE ZONA III	210,306.00	-19,924.04	190,381.96	140,667.96	49,714.00
033	COORDINACIÓN DE ZONA IV	213,098.00	-19,468.08	193,629.92	141,281.54	52,348.38
034	COORDINACIÓN DE ZONA V	104,098.00	-536.96	103,561.04	76,633.01	26,928.03
035	COORDINACIÓN DE ZONA VI	134,896.00	-14,265.34	120,630.66	90,737.64	29,893.02
040	DEPARTAMENTO ASUNTOS JURÍDICOS	400,204.00	250,549.42	650,753.42	389,790.25	260,963.17
041	ÓRGANO DE INTERNO DE CONTROL	116,901.00	-11,226.66	105,674.34	92,558.32	13,116.02
042	UNIDAD DE RELACIONES PUBLICAS Y COMUNICACIÓN SOCIAL	2,057,007.00	-220,623.08	1,836,383.92	1,642,686.54	193,697.38
050	CARDONAL	112,022.00	42,702.64	154,724.64	114,149.28	40,575.36
051	NOPALA	140,185.00	3,948.88	144,133.88	103,758.58	40,375.30
052	TENANGO DE DORIA	85,451.00	25,163.74	110,614.74	70,577.08	40,037.66
053	ZIMAPÁN	204,560.00	15,224.30	219,784.30	142,909.48	76,874.82
054	TLANCHINOL	120,607.00	14,437.58	135,044.58	90,011.38	45,033.20
055	TOLCAYUCA	97,328.00	65,546.94	162,874.94	128,765.23	34,109.71
056	ZEMPOALA	224,436.00	7,979.04	232,415.04	137,114.21	95,300.83
057	CUAUTEPEC	199,702.00	52,128.80	251,830.80	170,689.20	81,141.60
058	TECOZAUTLA	119,635.00	-11,708.38	107,926.62	70,908.54	37,018.08
059	SAN AGUSTÍN TLAXIACA	194,697.00	-18,320.52	176,376.48	119,193.46	57,183.02
060	CHILCUAUTLA	117,016.00	-9,881.42	107,134.58	73,433.54	33,701.04
061	TASQUILLO	120,776.00	-10,684.86	110,091.14	66,563.92	43,527.22
062	AHUATITLA	103,774.00	-1,020.96	102,753.04	69,236.99	33,516.05
063	FRANCISCO I. MADERO	188,648.00	20,994.44	209,642.44	156,780.76	52,861.68
064	MINERAL DE LA REFORMA	244,686.00	12,373.44	257,059.44	182,139.35	74,920.09
065	EMILIANO ZAPATA	147,738.00	17,014.16	164,752.16	107,480.07	57,272.09
066	HUICHAPAN	205,814.00	-13,985.34	191,828.66	133,079.12	58,749.54
067	TIANGUISTENGO	42,828.00	16,937.00	59,765.00	38,326.81	21,438.19
068	TULA DE ALLENDE	201,319.00	-38,571.70	162,747.30	87,723.26	85,596.90
069	ATOTONILCO DE TULA	125,218.00	-5,471.02	119,746.98	66,333.92	53,413.06
070	ZAPOTLÁN	88,350.00	17,848.12	106,198.12	67,287.94	38,910.18
071	DURANGO	82,414.00	-30,019.02	52,394.98	28,873.98	23,521.00
072	LAS PIEDRAS	75,987.00	5,088.56	81,075.56	57,358.54	23,717.02
073	SANTA MARÍA MACUA	66,174.00	-22,021.36	44,152.64	20,481.63	23,671.01
074	TEPEAPULCO	182,229.00	10,330.50	192,559.50	127,662.20	64,897.30
075	CIENEGUILLA	46,868.00	-12,982.14	33,885.86	14,209.84	19,676.02
076	CHANTASCO	46,369.00	-3,954.88	42,414.12	22,141.11	20,273.01
077	GUNDHÓ	22,240.00	-3,305.24	18,934.76	9,082.76	9,852.00
078	ACTOPAN	212,206.00	-2,218.76	209,987.24	144,087.19	65,900.05
079	LOS OTATES	96,441.00	44,034.72	140,475.72	103,880.72	36,595.00
080	MINERAL DEL CHICO	66,975.00	-4,417.34	62,557.66	38,400.64	24,157.02
081	SAN JUAN AHUEUECO	54,347.00	-9,596.36	44,750.64	16,445.63	28,305.01

COLEGIO DE BACHILLERES DEL ESTADO DE HIDALGO

ESTADO ANALÍTICO DEL EJERCICIO DEL PRESUPUESTO DE EGRESOS  
 CLASIFICACIÓN ADMINISTRATIVA  
 Del 1 de Enero al 30 de Septiembre de 2023  
 (Cifras en pesos)

Concepto	Egreso Aprobado (1)	Ampliaciones/Reducciones (2)	Egreso Modificado (3=1+2)	Egreso Devengado (4)	Egreso Pagado (5)	Subejercicio (6=3-4)
082	IXTACZOQUICO	51,603.00	-7,361.62	44,241.38	28,381.37	15,860.01
083	HUIEPEC	30,577.00	2,234.62	32,811.62	22,475.61	10,336.01
084	XOCHIATIPAN	88,723.00	-19,778.90	68,944.10	42,199.90	26,744.20
085	ACAPA	33,680.00	15,065.26	48,745.26	31,909.26	16,836.00
086	JUÁREZ HIDALGO	56,403.00	-20,960.34	35,442.66	20,212.64	15,230.02
087	TÉLLEZ	136,962.00	-28,071.80	108,890.20	61,632.34	47,257.86
088	CHALAHUITE	84,870.00	-30,618.58	54,251.42	28,098.41	26,084.09
089	EL IXTLE	64,877.00	-31,816.60	33,060.40	11,797.40	21,263.00
090	JALPA	78,885.00	-29,960.94	48,924.06	21,906.60	27,017.46
091	ALFAJAYUCAN	293,577.00	-44,200.02	249,376.98	174,979.96	74,397.02
092	LA PALMA	91,551.00	-16,485.84	75,065.16	55,473.15	19,592.01
093	SAN ESTEBAN	24,790.00	-63.96	24,726.04	13,064.03	11,662.01
094	SAN MIGUEL	41,383.00	-1,850.00	39,533.00	28,089.99	11,443.01
095	TLACOLULA	29,461.00	4,646.96	34,107.96	23,007.96	11,100.00
096	NICOLÁS FLORES	79,955.00	-18,467.52	61,487.48	32,502.48	28,985.00
097	LA MISIÓN	59,976.00	-13,332.08	46,643.92	26,960.14	19,683.78
098	JILIAPAN	78,824.00	-7,427.14	71,396.86	36,100.86	35,296.00
099	XUCHITLÁN	28,087.00	-1,322.90	26,764.10	16,566.10	10,198.00
100	SAN LORENZO	33,007.00	31,175.00	64,182.00	49,408.81	14,773.19
101	XUCHITLÁN SAN SALVADOR	47,275.00	34,985.88	82,260.88	66,179.08	16,081.80
102	PIEDRA HINCADA	36,436.00	1,661.52	38,097.52	23,078.52	15,019.00
103	TLAXCALILLA	88,180.00	-23,679.90	64,500.10	40,967.00	23,533.10
104	CUATOLOL	37,559.00	1,497.54	39,056.54	19,457.54	19,599.00
105	SAN AGUSTÍN METZQUITILÁN	92,529.00	23,213.94	115,742.94	75,925.94	39,817.00
106	SANTIAGO DE ANAYA	90,261.00	8,403.06	98,664.06	68,534.53	30,129.53
107	SANTA TERESA	93,510.00	14,027.72	107,537.72	67,211.71	40,326.01
108	XOCHIMILCO	20,938.00	788.80	21,726.80	14,460.76	7,266.04
109	PISAFLORES	70,344.00	40,823.92	111,167.92	85,746.22	25,421.70
110	TECOCOMULCO	45,563.00	27,797.08	73,360.08	51,964.62	21,395.46
111	MECATLÁN	85,547.00	18,567.58	104,114.58	72,288.87	31,825.71
112	ACATLAN	101,190.00	-5,625.80	95,564.20	54,083.18	41,481.02
113	ALMOLOYA	106,360.00	8,133.90	114,493.90	78,445.88	36,048.02
114	PAPATLATLA	49,386.00	-11,481.56	37,904.44	21,967.44	15,937.00
115	HUAZALINGO	89,992.00	-23,792.16	66,199.84	33,203.41	32,996.43
116	SANTA CRUZ	79,065.00	-11,047.10	68,017.90	37,174.09	30,843.81
117	JALTOCAN	121,610.00	6,531.00	128,141.00	74,475.13	53,665.87
118	SAN BARTOLO TUTOTEPEC	102,940.00	-182.62	102,757.38	65,588.54	37,168.84
119	XOCHICOATLÁN	91,799.00	-16,844.34	74,954.66	42,541.56	32,413.10
120	TLAHUELILPAN	153,379.00	-20,200.42	133,178.58	81,476.75	51,701.83
121	ORIZABITA	103,781.00	-23,769.32	80,011.68	53,018.53	26,993.15
122	YATIPAN	81,395.00	-4,116.22	77,278.78	42,862.72	34,416.06

ESTADO ANALÍTICO DEL EJERCICIO DEL PRESUPUESTO DE EGRESOS  
 CLASIFICACIÓN ADMINISTRATIVA  
 Del 1 de Enero al 30 de Septiembre de 2023  
 (Cifras en pesos)


Concepto	Egreso Aprobado (1)	Ampliaciones/Reducciones (2)	Egreso Modificado (3=1+2)	Egreso Devengado (4)	Egreso Pagado (5)	Subejercicio (6=3-4)
123	TIZAYUCA	185,842.00	48,238.04	234,080.04	185,227.19	48,852.85
124	TULANCINGO	142,968.00	234.58	143,202.58	96,604.57	46,598.01
125	SAN MIGUEL VINDHO	63,053.00	21,481.56	84,534.56	48,227.47	36,307.09
126	SANTIAGO TLAUTLA	100,466.00	6,504.76	106,970.76	74,992.49	31,978.27
127	BOMINTZHA	107,400.00	-10,212.82	97,187.18	67,650.09	29,537.09
128	APAN	135,828.00	-32,879.56	102,948.44	58,349.14	44,599.30
129	CHAPANTONGO	368,602.00	-45,594.56	323,007.44	223,347.73	99,659.71
130	HUEJUTLA	203,934.00	53,064.92	256,998.92	160,216.88	96,782.04
131	TEHUETLAN	117,608.00	25,251.82	142,859.82	91,479.45	51,380.37
132	ZIMAPAN II	71,541.00	215,186.28	286,727.28	261,770.82	24,956.46
133	EL CID	99,148.00	31,608.26	130,756.26	94,998.05	35,758.21
134	CAHUAZAS	25,563.00	-1,971.60	23,591.40	13,895.39	9,696.01
135	CARPINTEROS	62,917.00	-17,544.76	45,372.24	21,124.24	24,248.00
136	HUALULA	68,600.00	-22,290.94	46,309.06	24,127.05	22,182.01
137	ACOXCATLAN	41,048.00	7,066.36	48,114.36	25,644.36	22,470.00
138	ATENGO	68,234.00	10,400.08	78,634.08	41,465.08	37,169.00
139	HUASCA	102,570.00	-4,968.10	97,601.90	72,003.88	25,598.02
140	SAN CRISTOBAL	42,559.00	7,247.64	49,806.64	35,875.55	13,931.09
141	SANTIAGO TEZONTLALE	92,017.00	-25,192.14	66,824.86	31,056.75	35,768.11
142	DOXEY	94,798.00	4,408.84	99,206.84	65,543.74	33,663.10
143	ACOYOTLA	53,322.00	15,401.98	68,723.98	39,882.98	28,841.00
144	TOCTITLAN I	26,725.00	-3,479.14	23,245.86	10,642.85	12,603.01
145	TLAHUELOMPA	147,965.00	-41,937.54	106,027.46	52,077.36	53,950.10
146	SANTA CATARINA	105,923.00	-38,897.84	67,025.16	28,340.16	38,685.00
147	TEXCACO	18,627.00	574.12	19,201.12	12,437.12	6,764.00
148	JALAPA	11,452.00	-29.58	11,422.42	5,340.41	6,082.01
149	AGUAS BLANCAS	61,334.00	-14,641.08	46,692.92	29,112.92	17,580.00
150	CUATLIMAX	24,546.00	-561.12	23,984.88	13,426.87	10,558.01
151	TAMOYON I	30,238.00	28,616.80	58,854.80	46,657.80	12,197.00
152	POLINTOTLA	23,496.00	3,892.78	27,388.78	18,575.78	8,813.00
153	BOCUA	13,959.00	-4,858.72	9,100.28	5,106.27	3,994.01
154	OXELOCO	49,516.00	42.26	49,558.26	31,518.25	18,040.01
155	ACATEPEC	34,552.00	78,104.72	112,656.72	11,209.13	101,447.59
156	ACANOA	33,956.00	-1,921.74	32,034.26	9,494.26	22,540.00
157	EL RAYO	52,379.00	-17,018.06	35,360.94	14,287.94	21,073.00
158	HUEYAPITA	68,554.00	-18,963.48	49,590.52	25,723.50	23,867.02
159	HUITZILA	127,108.00	36,220.56	163,328.56	123,587.54	39,741.02
160	SAN ILDEFONSO	38,500.00	-9,734.64	28,765.36	13,642.35	15,123.01
161	SAN MATEO	52,077.00	-5,900.34	46,176.66	25,235.65	20,941.01
162	SANTA MARÍA QUELITES	53,304.00	10,741.46	64,045.46	39,668.37	24,377.09
163	SAN JUAN DE LAS FLORES	21,489.00	-3,813.36	17,675.64	7,458.64	10,217.00


COLEGIO DE BACHILLERES DEL ESTADO DE HIDALGO

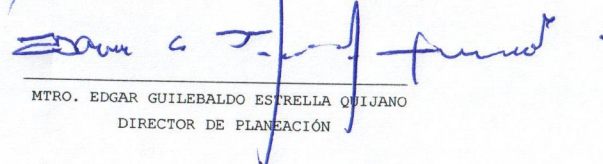
ESTADO ANALÍTICO DEL EJERCICIO DEL PRESUPUESTO DE EGRESOS  
 CLASIFICACIÓN ADMINISTRATIVA  
 Del 1 de Enero al 30 de Septiembre de 2023  
 (Cifras en pesos)

Concepto	Egreso Aprobado (1)	Ampliaciones/Reducciones (2)	Egreso Modificado (3=1+2)	Egreso Devengado (4)	Egreso Pagado (5)	Subejercicio (6=3-4)
164 SAN PABLO	13,060.00	-49.06	13,010.94	3,930.93	3,399.96	9,080.01
165 LA PROVIDENCIA	599,318.00	6,483.82	605,801.82	423,857.07	365,055.85	181,944.75
166 COCHOTLA	52,065.00	-877.88	51,187.12	31,370.12	23,448.98	19,817.00
167 CHAPULHUACAN	87,536.00	-18,098.62	69,437.38	26,429.37	25,586.82	43,008.01
168 JULIÁN VILLAGRÁN	122,802.00	-6,043.32	116,758.68	58,773.67	54,761.96	57,985.01
169 SANTA MARÍA AMAJAC	123,584.00	7,222.52	130,806.52	69,962.41	68,997.16	60,844.11
170 TLANALAPA	82,101.00	-3,763.46	78,337.54	40,299.44	29,110.53	38,038.10
171 MICHIMALOYA	62,255.00	2,338.30	64,593.30	40,233.20	37,936.25	24,360.10
172 SANTO TOMAS	104,833.00	-19,496.18	85,336.82	49,226.56	46,950.76	36,110.26
173 TEPOJACO	101,170.00	-9,947.38	91,222.62	53,111.62	52,201.26	38,111.00
174 PROGRESO DE OBREGÓN	505,622.00	13,913.68	519,535.68	379,748.58	335,547.28	139,787.10
175 TOHUACO II	118,029.00	-69,513.34	48,515.66	3,751.65	2,689.58	44,764.01
176 SAN ANTONIO EL GRANDE	41,343.00	6,080.12	47,423.12	34,493.11	31,371.60	12,930.01
177 LOLOTLA	38,363.00	-543.38	37,819.62	21,887.52	18,987.84	15,932.10
178 LA GARGANTILLA	84,548.00	-28,349.66	56,198.34	28,156.34	22,848.92	28,042.00
179 ATECOXCO	54,610.00	-19,451.40	35,158.60	14,679.59	12,669.36	20,479.01
180 HUEYAPA	51,113.00	884.62	51,997.62	30,850.60	28,840.38	21,147.02
181 YAHUALICA	75,924.00	-20,231.54	55,692.46	22,086.37	21,021.03	33,606.09
<b>TOTAL DEL GASTO</b>	<b>1,197,996,368.00</b>	<b>164,360,754.47</b>	<b>1,362,357,122.47</b>	<b>864,876,198.31</b>	<b>846,706,773.07</b>	<b>497,480,924.16</b>

Bajo protesta de decir verdad declaramos que los Estados Financieros y sus notas, son razonablemente correctos y son responsabilidad del emisor.

  
 LIC. RUBÉN ROBERTO VALDEZ  
 DIRECTOR GENERAL

  
 LIC. ESTEFANÍA AGUILAR-CASTRO  
 DIRECTORA DE ADMINISTRACIÓN Y FINANZAS

  
 MTRO. EDGAR GUILLEBALDO ESTRELLA QUIJANO  
 DIRECTOR DE PLANEACIÓN