

COLEGIO DE BACHILLERES DEL ESTADO DE HIDALGO

ESTADO ANALÍTICO DEL EJERCICIO DEL PRESUPUESTO DE EGRESOS
 CLASIFICACIÓN ADMINISTRATIVA
 Del 1 de Enero al 31 de Diciembre de 2021
 (Cifras en pesos)

Concepto	Egreso Aprobado (1)	Ampliaciones/Reducciones (2)	Egreso Modificado (3=1+2)	Egreso Devengado (4)	Egreso Pagado (5)	Subejercicio (6=3-4)	
2	SECTOR PUBLICO DE LAS ENTIDADES	1,153,526,871.00	170,613,337.31	1,324,140,208.31	1,294,562,651.14	1,260,694,383.98	29,577,557.17
	FEDERATIVAS						
2.1	SECTOR PUBLICO NO FINANCIERO	1,153,526,871.00	170,613,337.31	1,324,140,208.31	1,294,562,651.14	1,260,694,383.98	29,577,557.17
2.1.1	GOBIERNO GENERAL ESTATAL O DEL DISTRITO FEDERAL	1,153,526,871.00	170,613,337.31	1,324,140,208.31	1,294,562,651.14	1,260,694,383.98	29,577,557.17
2.1.1.2	ENTIDADES PARAESTATALES Y FIDEICOMISOS NO EMPRESARIALES Y NO FINANCIEROS	1,153,526,871.00	170,613,337.31	1,324,140,208.31	1,294,562,651.14	1,260,694,383.98	29,577,557.17
000	RAMO GENERAL	0.00	0.00	0.00	0.00	0.00	0.00
001	DIRECCIÓN GENERAL	88,598,911.00	-87,768,384.08	830,526.92	829,234.36	829,234.36	1,292.56
002	DIRECCIÓN DE ADMINISTRACIÓN Y FINANZAS	799,162.00	-587,619.76	211,542.24	211,542.19	211,542.19	0.05
003	SUBDIRECCIÓN DE ADMINISTRACIÓN Y FINANZAS	99,209.00	-36,594.76	62,614.24	62,614.23	62,614.23	0.01
004	DEPARTAMENTO RECURSOS FINANCIEROS	744,097.00	-60,391.36	683,705.64	683,705.45	477,195.45	0.19
005	DEPARTAMENTO RECURSOS HUMANOS	970,854,813.00	82,507,063.32	1,053,361,876.32	1,042,390,384.90	1,018,068,948.69	10,971,491.42
006	DEPARTAMENTO RECURSOS MATERIALES Y SERVICIOS GENERALES	14,897,240.00	5,233,870.78	20,131,110.78	20,131,110.11	15,558,156.36	0.67
007	DEPARTAMENTO ADQUISICIONES	332,475.00	-2,864.50	329,610.50	329,610.46	329,610.46	0.04
008	DEPARTAMENTO TÉCNICO	317,400.00	-132,960.38	184,439.62	184,439.56	184,439.56	0.06
009	DEPARTAMENTO SERVICIOS ADMINISTRATIVOS	54,970.00	3,819.66	58,789.66	58,789.60	58,789.60	0.06
011	DIRECCIÓN DE PLANEACIÓN	175,668.00	17,265.38	192,933.38	192,933.37	192,933.37	0.01
012	SUBDIRECCIÓN DE PLANEACIÓN	70,903.00	6,435.28	77,338.28	77,338.24	77,338.24	0.04
013	DEPARTAMENTO PROGRAMACIÓN Y PRESUPUESTO	31,204,021.00	4,168,780.46	35,372,801.46	18,720,344.94	14,635,992.83	16,652,456.52
014	DEPARTAMENTO DESARROLLO INSTITUCIONAL	46,425.00	7,186.68	53,611.68	53,611.65	53,611.65	0.03
015	DEPARTAMENTO REGISTRO Y CONTROL ESCOLAR	4,438,645.00	-460,968.00	3,977,677.00	3,977,676.96	3,977,676.96	0.04
016	DEPARTAMENTO SISTEMAS Y TECNOLOGÍAS DE LA INFORMACIÓN	14,350,462.00	604,520.52	14,954,982.52	14,950,278.64	14,834,523.84	4,703.88
017	DEPARTAMENTO EVALUACIÓN Y ESTADÍSTICA	76,099.00	-25,584.02	50,514.98	50,514.95	50,514.95	0.03
020	DIRECCIÓN ACADÉMICA	251,447.00	-122,757.66	128,689.34	128,689.31	123,528.31	0.03
021	SUBDIRECCIÓN ACADÉMICA	18,883.00	7,739.96	26,622.96	26,622.93	26,622.93	0.03
022	DEPARTAMENTO PSICOPEDAGÓGICO	442,797.00	-20,945.90	421,851.10	421,851.05	421,851.05	0.05
023	DEPARTAMENTO SERVICIOS EDUCATIVOS	2,280,336.00	-1,363,832.34	916,503.66	916,503.62	916,503.62	0.04
024	DEPARTAMENTO DE DESARROLLO DOCENTE	2,475,923.00	-36,853.70	2,439,069.30	1,377,223.25	962,623.25	1,061,846.05
025	DEPARTAMENTO CAPACITACIÓN PARA EL TRABAJO	1,623,321.00	-1,058,145.60	565,175.40	565,174.98	565,174.98	0.42
026	DEPARTAMENTO DESARROLLO ACADÉMICO DE PLANTELES Y EMSAD	2,728,996.00	-1,785,349.52	943,646.48	943,646.44	943,363.44	0.04
027	DEPARTAMENTO BIBLIOTECAS Y LABORATORIOS	398,516.00	175,182,438.63	175,580,954.63	175,434,187.96	175,434,187.96	146,766.67
028	DEPARTAMENTO INVESTIGACIÓN E INNOVACION EDUCATIVA TECNOLÓGICA	22,438.00	-13,614.06	8,823.94	8,823.93	8,823.93	0.01
030	COORDINACIÓN DE ZONA I	67,284.00	12,820.56	80,104.56	80,104.56	80,104.56	0.00

COLEGIO DE BACHILLERES DEL ESTADO DE HIDALGO

ESTADO ANALÍTICO DEL EJERCICIO DEL PRESUPUESTO DE EGRESOS
 CLASIFICACIÓN ADMINISTRATIVA
 Del 1 de Enero al 31 de Diciembre de 2021
 (Cifras en pesos)

Concepto	Egreso Aprobado (1)	Ampliaciones/Reducciones (2)	Egreso Modificado (3=1+2)	Egreso Devengado (4)	Egreso Pagado (5)	Subejercicio (6=3-4)	
031	COORDINACIÓN DE ZONA II	90,402.00	9,218.56	99,620.56	99,620.54	99,620.54	0.02
032	COORDINACIÓN DE ZONA III	175,232.00	-2,618.82	172,613.18	172,613.14	172,613.14	0.04
033	COORDINACIÓN DE ZONA IV	147,760.00	47,386.38	195,146.38	195,146.37	195,146.37	0.01
034	COORDINACIÓN DE ZONA V	85,498.00	24,699.04	110,197.04	110,197.00	110,197.00	0.04
035	COORDINACIÓN DE ZONA VI	107,588.00	73,193.86	180,781.86	180,781.83	180,781.83	0.03
040	DEPARTAMENTO ASUNTOS JURÍDICOS	330,471.00	267,178.76	597,649.76	597,649.70	595,688.70	0.06
041	ÓRGANO DE INTERNO DE CONTROL	106,177.00	-61,273.62	44,903.38	44,903.37	44,903.37	0.01
042	UNIDAD DE RELACIONES PUBLICAS Y COMUNICACIÓN SOCIAL	2,954,966.00	-1,153,728.88	1,801,237.12	1,801,237.08	1,801,237.08	0.04
050	CARDONAL	155,175.00	-79,577.96	75,597.04	75,597.02	75,597.02	0.02
051	NOPALA	122,744.00	-25,294.70	97,449.30	97,449.28	97,449.28	0.02
052	TENANGO DE DORIA	51,910.00	5,110.44	57,020.44	57,020.37	56,990.37	0.07
053	ZIMAPÁN	145,371.00	-4,853.14	140,517.86	140,517.83	140,517.83	0.03
054	TLANCHINOL	112,033.00	-9,188.52	102,844.48	102,844.36	102,844.36	0.12
055	TOLCAYUCA	174,862.00	-91,959.52	82,902.48	82,902.45	82,902.45	0.03
056	ZEMPOALA	204,431.00	-49,274.36	155,156.64	155,156.61	155,156.61	0.03
057	CUAUTEPEC	224,480.00	-95,222.98	129,257.02	129,256.94	129,256.94	0.08
058	TECOZAUTLA	90,793.00	-14,333.48	76,459.52	76,459.49	76,459.49	0.03
059	SAN AGUSTÍN TLAXIACA	179,232.00	-35,504.42	143,727.58	143,727.53	143,727.53	0.05
060	CHILCUAUTLA	130,918.00	-19,472.82	111,445.18	111,445.16	111,445.16	0.02
061	TASQUILLO	104,176.00	-28,219.48	75,956.52	75,956.38	75,956.38	0.14
062	AHUATITLA	96,413.00	-41,062.84	55,350.16	55,350.14	48,644.98	0.02
063	FRANCISCO I. MADERO	208,619.00	-82,396.20	126,222.80	126,222.76	126,222.76	0.04
064	MINERAL DE LA REFORMA	261,447.00	-96,751.78	164,695.22	164,695.18	164,695.18	0.04
065	EMILIANO ZAPATA	143,390.00	-31,602.88	111,787.12	111,787.09	111,787.09	0.03
066	HUICHAPAN	179,941.00	-35,087.58	144,853.42	144,853.34	144,853.34	0.08
067	TIANGUISTENGO	65,640.00	-15,277.98	50,362.02	50,362.02	50,362.02	0.00
068	TULA DE ALLENDE	147,128.00	-46,422.14	100,705.86	100,705.78	100,705.78	0.08
069	ATOTOMILCO DE TULA	88,353.00	-15,126.76	73,226.24	73,226.20	73,226.20	0.04
070	ZAPOTLÁN	115,258.00	-54,537.72	60,720.28	60,720.11	60,720.11	0.17
071	DURANGO	45,326.00	-18,123.60	27,202.40	27,202.38	27,202.38	0.02
072	LAS PIEDRAS	74,150.00	-8,744.04	65,405.96	33,945.94	33,945.94	31,460.02
073	SANTA MARÍA MACUA	36,555.00	6,879.52	43,434.52	43,434.52	43,434.52	0.00
074	TEPEAPULCO	172,171.00	-44,942.32	127,228.68	127,228.67	127,228.67	0.01
075	CIENEGUILLA	43,585.00	-25,415.50	18,169.50	18,169.48	18,169.48	0.02
076	CHANTASCO	54,175.00	-29,135.00	25,040.00	25,040.00	19,139.54	0.00
077	GUNDHÓ	17,167.00	11,531.64	28,698.64	28,698.62	28,698.62	0.02
078	ACTOPAN	187,129.00	-53,389.02	133,739.98	133,739.91	133,739.91	0.07
079	LOS OTATES	98,130.00	-32,231.30	65,898.70	65,898.68	65,898.68	0.02
080	MINERAL DEL CHICO	52,727.00	-20,811.08	31,915.92	31,915.92	31,915.92	0.00
081	SAN JUAN AHUEUECO	43,318.00	1,362.06	44,680.06	44,680.04	38,906.23	0.02

COLEGIO DE BACHILLERES DEL ESTADO DE HIDALGO

ESTADO ANALÍTICO DEL EJERCICIO DEL PRESUPUESTO DE EGRESOS
 CLASIFICACIÓN ADMINISTRATIVA
 Del 1 de Enero al 31 de Diciembre de 2021
 (Cifras en pesos)

Concepto	Egreso Aprobado (1)	Ampliaciones/Reducciones (2)	Egreso Modificado (3=1+2)	Egreso Devengado (4)	Egreso Pagado (5)	Subejercicio (6=3-4)
082	IXTACZOQUICO	3,195.30	53,784.30	34,091.29	34,091.29	19,693.01
083	HUTEPEC	-19,307.74	40,334.26	40,334.23	34,560.43	0.03
084	XOCHIATIPAN	-24,557.30	47,348.70	47,348.69	47,348.69	0.01
085	ACAPA	-3,542.60	25,784.40	25,784.39	25,784.39	0.01
086	JUÁREZ HIDALGO	-7,259.34	26,917.66	26,917.65	21,318.60	0.01
087	TÉLLEZ	-30,547.44	38,024.56	38,024.43	38,024.43	0.13
088	CHALAHUITE	-26,747.32	22,210.68	22,210.66	22,210.66	0.02
089	EL IXTLÉ	233.62	112,850.62	47,638.61	47,638.61	65,212.01
090	JALPA	-17,336.42	22,677.58	22,635.09	16,861.28	42.49
091	ALFAJAYUCAN	39,326.86	235,845.86	211,914.84	211,914.84	23,931.02
092	LA PALMA	11,599.94	71,162.94	27,702.93	27,702.93	43,460.01
093	SAN ESTEBAN	-8,932.20	9,976.80	9,976.78	9,976.78	0.02
094	SAN MIGUEL	-5,306.12	19,147.88	19,147.85	19,147.85	0.03
095	TLACOLULA	-9,472.10	25,648.90	25,648.88	20,027.63	0.02
096	NICOLÁS FLORES	-18,715.28	41,181.72	19,044.72	19,044.72	22,137.00
097	LA MISIÓN	-23,326.36	15,348.64	15,348.62	15,348.62	0.02
098	JILLAPAN	-14,044.78	37,956.22	37,956.22	37,956.22	0.00
099	XUCHITLÁN	5,007.98	33,196.98	33,196.97	27,527.61	0.01
100	SAN LORENZO	-211,369.28	25,569.72	25,569.71	25,569.71	0.01
101	XUCHITLÁN SAN SALVADOR	-8,709.80	30,313.20	30,313.20	30,313.20	0.00
102	PIEDRA HINCADA	6,588.86	39,137.86	39,137.85	39,137.85	0.01
103	TLAXCALILLA	-26,432.34	46,528.66	46,528.55	46,528.55	0.11
104	CUATOLOL	-7,303.34	29,476.66	29,476.64	23,702.83	0.02
105	SAN AGUSTÍN METZQUITTLÁN	-7,969.48	74,784.52	55,692.45	49,791.99	19,092.07
106	SANTIAGO DE ANAYA	-16,073.76	59,590.24	59,590.13	59,590.13	0.11
107	SANTA TERESA	-59,521.72	54,312.28	54,312.26	54,312.26	0.02
108	XOCHIMILCO	259.44	15,395.44	15,395.43	9,774.18	0.01
109	PISAPLORES	-70,194.42	45,403.58	45,403.45	45,403.45	0.13
110	TECOCOMULCO	-20,909.00	30,443.00	30,442.99	30,442.99	0.01
111	MECATLÁN	-16,208.62	60,414.38	60,414.37	60,414.37	0.01
112	ACATLÁN	-257,804.64	53,757.36	53,757.36	53,757.36	0.00
113	ALMOLOYA	-23,234.24	64,439.76	64,439.75	64,439.75	0.01
114	PAPATLATLA	-19,120.06	31,688.94	31,688.92	31,688.92	0.02
115	HUAZALINGO	-10,979.46	28,639.54	28,639.54	28,639.54	0.00
116	SANTA CRUZ	-31,654.34	31,060.66	31,060.66	31,060.66	0.00
117	JALTOCAN	-28,774.28	85,505.72	85,505.70	85,505.70	0.02
118	SAN BARTOLO TUTOTEPEC	-64,216.60	57,306.40	57,306.29	57,306.29	0.11
119	XOCHICOATLÁN	-23,172.58	56,577.42	56,577.29	50,916.77	0.13
120	TLAHUELILPAN	-17,667.10	107,023.90	107,023.82	107,023.82	0.08
121	ORIZABITA	-16,835.30	35,997.70	35,997.70	35,997.70	0.00
122	YATIPAN	-18,000.30	70,655.70	70,655.56	64,667.72	0.14

COLEGIO DE BACHILLERES DEL ESTADO DE HIDALGO

ESTADO ANALÍTICO DEL EJERCICIO DEL PRESUPUESTO DE EGRESOS
 CLASIFICACIÓN ADMINISTRATIVA
 Del 1 de Enero al 31 de Diciembre de 2021
 (Cifras en pesos)


Concepto	Egreso Aprobado (1)	Ampliaciones/Reducciones (2)	Egreso Modificado (3=1+2)	Egreso Devengado (4)	Egreso Pagado (5)	Subejercicio (6=3-4)	
123	TIZAYUCA	162,567.00	-26,613.94	135,953.06	135,953.05	135,953.05	0.01
124	TULANCINGO	128,010.00	-42,084.16	85,925.84	85,925.83	85,925.83	0.01
125	SAN MIGUEL VINDHO	49,787.00	-19,259.66	30,527.34	30,527.21	30,527.21	0.13
126	SANTIAGO TLAUTLA	89,309.00	-30,221.78	59,087.22	59,087.20	59,087.20	0.02
127	BOMINTZHA	44,642.00	-20,909.22	23,732.78	23,732.69	23,732.69	0.09
128	APAN	59,437.00	-10,004.96	49,432.04	49,431.95	49,431.95	0.09
129	CHAPANTONGO	314,092.00	-4,950.94	309,141.06	309,141.05	309,141.05	0.01
130	HUEJUTLA	219,002.00	-83,636.78	135,365.22	135,365.16	135,365.16	0.06
131	TEHUETLAN	100,344.00	53,010.06	153,354.06	153,354.04	153,354.04	0.02
132	ZIMAPAN II	353,633.00	-18,589.10	335,043.90	335,043.77	335,043.77	0.13
133	EL CID	79,268.00	-20,463.22	58,804.78	58,804.75	58,804.75	0.03
134	CAHUAZAS	22,939.00	-3,096.44	19,842.56	19,842.55	19,842.55	0.01
135	CARPINTEROS	23,035.00	19.32	23,054.32	23,054.30	17,345.67	0.02
136	HUALJULA	132,245.00	10,147.28	142,392.28	54,677.26	48,990.83	87,715.02
137	ACOXCATLAN	16,949.00	-10,210.94	26,738.06	26,738.04	25,911.51	0.02
138	ATENGO	68,206.00	-32,070.96	36,135.04	36,135.03	36,135.03	0.01
139	HUASCA	55,403.00	-3,817.72	51,585.28	51,585.22	51,585.22	0.06
140	SAN CRISTOBAL	53,969.00	-20,015.52	33,953.48	33,953.34	28,118.06	0.14
141	SANTIAGO TEZONTLALE	46,316.00	-4,902.94	41,413.06	41,412.98	41,412.98	0.08
142	DOXEY	87,592.00	-18,357.14	69,234.86	69,234.83	69,234.83	0.03
143	ACOYOTLA	44,740.00	15,620.82	60,360.82	60,360.80	54,652.17	0.02
144	TOCTITLAN I	21,293.00	2,337.84	23,630.84	23,630.82	18,009.57	0.02
145	TLAHUELOMPA	104,346.00	-14,285.30	90,060.70	90,060.56	83,883.43	0.14
146	SANTA CATARINA	51,781.00	-10,573.20	41,207.80	22,431.79	22,431.79	18,776.01
147	TEXCACO	18,557.00	9,881.06	28,438.06	28,438.04	22,838.99	0.02
148	JALAPA	10,298.00	316.84	10,614.84	10,614.82	5,015.77	0.02
149	AGUAS BLANCAS	47,697.00	-19,376.40	28,320.60	28,320.58	28,320.58	0.02
150	CUATLIMAX	24,201.00	7,318.94	31,519.94	31,519.93	31,519.93	0.01
151	TAMOYON I	143,908.00	-10,241.80	133,666.20	18,161.18	18,161.18	115,505.02
152	POLINTOTLA	17,483.00	6,471.54	23,954.54	23,954.51	18,355.46	0.03
153	BOCUA	8,713.00	3,242.56	11,955.56	11,955.55	11,955.55	0.01
154	OXELOCO	39,386.00	-13,862.26	25,523.74	25,523.74	25,523.74	0.00
155	ACATEPEC	27,362.00	5,704.72	33,066.72	33,066.70	33,066.70	0.02
156	ACANOA	69,411.00	-16,073.52	53,337.48	24,213.47	24,213.47	29,124.01
157	EL RAYO	24,207.00	659.74	24,866.74	24,866.72	24,866.72	0.02
158	HUEYAPITA	42,544.00	-21,668.06	20,875.94	20,875.94	20,875.94	0.00
159	HUITZILA	143,363.00	-10,517.88	132,845.12	74,182.10	74,182.10	58,663.02
160	SAN ILDEFONSO	32,026.00	3,819.08	35,845.08	35,845.07	35,845.07	0.01
161	SAN MATEO	160,582.00	-17,960.88	142,621.12	45,859.10	45,859.10	96,762.02
162	SANTA MARÍA QUELITES	53,511.00	-23,409.42	30,101.58	30,101.43	30,101.43	0.15
163	SAN JUAN DE LAS FLORES	17,317.00	-2,946.26	14,370.74	14,370.71	14,370.71	0.03


COLEGIO DE BACHILLERES DEL ESTADO DE HIDALGO


ESTADO ANALÍTICO DEL EJERCICIO DEL PRESUPUESTO DE EGRESOS
 CLASIFICACIÓN ADMINISTRATIVA
 Del 1 de Enero al 31 de Diciembre de 2021
 (Cifras en pesos)

Concepto	Egreso Aprobado (1)	Ampliaciones/Reducciones (2)	Egreso Modificado (3=1+2)	Egreso Devengado (4)	Egreso Pagado (5)	Subejercicio (6=3-4)
164	SAN PABLO	9,208.00	4,140.64	13,348.64	13,348.63	0.01
165	LA PROVIDENCIA	577,440.00	-43,055.16	534,384.84	496,728.64	37,656.20
166	COCHOTLA	45,449.00	-8,377.50	37,071.50	37,071.48	0.02
167	CHAPULHUACAN	78,005.00	-32,733.90	45,271.10	45,271.07	0.03
168	JULIÁN VILLAGRÁN	96,594.00	-2,305.82	94,288.18	56,893.16	37,395.02
169	SANTA MARÍA AMAJAC	80,386.00	4,238.38	84,624.38	52,255.27	32,369.11
170	TLANALAPA	75,127.00	-8,000.34	67,126.66	67,126.54	0.12
171	MICHIMALOYA	63,504.00	-20,365.52	43,138.48	43,138.35	0.13
172	SANTO TOMAS	66,898.00	-36,927.28	29,970.72	29,970.63	0.09
173	TEPOJACO	67,846.00	-12,636.50	55,209.50	55,209.49	0.01
174	PROGRESO DE OBREGÓN	526,398.00	-29,210.18	497,187.82	497,187.75	0.07
175	TOHUACO II	31,108.00	-8,409.40	22,698.60	22,698.58	0.02
176	SAN ANTONIO EL GRANDE	42,983.00	-15,468.94	27,514.06	27,514.04	0.02
177	LOLOTLA	42,696.00	-168.02	42,527.98	42,527.86	0.12
178	LA GARGANTILLA	57,235.00	-27,729.48	29,505.52	29,505.51	0.01
179	ATECOXCO	27,647.00	-8,010.02	19,636.98	19,636.96	0.02
180	HUEYAPA	45,755.00	-2,799.68	42,955.32	42,955.29	0.03
181	YAHUALICA	55,384.00	-28,295.12	27,088.88	27,088.74	0.14
=====						
TOTAL DEL GASTO	1,153,526,871.00	170,613,337.31	1,324,140,208.31	1,294,562,651.14	1,260,694,383.98	29,577,557.17
=====						

Bajo protesta de decir verdad declaramos que los Estados Financieros y sus notas, son razonablemente correctos y son responsabilidad del emisor.


 H. HECTOR PEDRAZA OLGUÍN
 DIRECTOR GENERAL


 LIC. ARMANDO CORNEJO VARGAS
 DIRECTOR DE ADMINISTRACION Y FINANZAS


 MTRO. EDGAR GUILLEBALDO ESTRELLA QUIJANO
 DIRECTOR DE PLANEACIÓN