

COLEGIO DE BACHILLERES DEL ESTADO DE HIDALGO

ESTADO ANALÍTICO DEL EJERCICIO DEL PRESUPUESTO DE EGRESOS
 CLASIFICACIÓN ADMINISTRATIVA
 Del 1 de Enero al 30 de Junio de 2021
 (Cifras en pesos)

Concepto	Egreso Aprobado (1)	Ampliaciones/Reducciones (2)	Egreso Modificado (3=1+2)	Egreso Devengado (4)	Egreso Pagado (5)	Subejercicio (6=3-4)	
2	SECTOR PUBLICO DE LAS ENTIDADES FEDERATIVAS	1,153,526,871.00	46,164,444.98	1,199,691,315.98	535,145,385.91	529,465,337.06	664,545,930.07
2.1	SECTOR PUBLICO NO FINANCIERO	1,153,526,871.00	46,164,444.98	1,199,691,315.98	535,145,385.91	529,465,337.06	664,545,930.07
2.1.1	GOBIERNO GENERAL ESTATAL O DEL DISTRITO FEDERAL	1,153,526,871.00	46,164,444.98	1,199,691,315.98	535,145,385.91	529,465,337.06	664,545,930.07
2.1.1.2	ENTIDADES PARAESTATALES Y FIDEICOMISOS NO EMPRESARIALES Y NO FINANCIEROS	1,153,526,871.00	46,164,444.98	1,199,691,315.98	535,145,385.91	529,465,337.06	664,545,930.07
000	RAMO GENERAL	0.00	0.00	0.00	0.00	0.00	0.00
001	DIRECCIÓN GENERAL	88,598,911.00	-87,679,119.20	919,791.80	299,090.79	292,364.79	620,701.01
002	DIRECCIÓN DE ADMINISTRACIÓN Y FINANZAS	799,162.00	-129,230.80	669,931.20	54,453.19	54,453.19	615,478.01
003	SUBDIRECCIÓN DE ADMINISTRACIÓN Y FINANZAS	99,209.00	-1,746.00	97,463.00	21,760.00	21,760.00	75,703.00
004	DEPARTAMENTO RECURSOS FINANCIEROS	744,097.00	7,000.00	751,097.00	114,405.91	114,405.91	636,691.09
005	DEPARTAMENTO RECURSOS HUMANOS	970,854,813.00	35,933,478.16	1,006,788,291.16	420,584,392.79	416,128,482.81	586,203,898.37
006	DEPARTAMENTO RECURSOS MATERIALES Y SERVICIOS GENERALES	14,897,240.00	436,148.20	15,333,388.20	2,198,578.06	2,063,415.00	13,134,810.14
007	DEPARTAMENTO ADQUISICIONES	332,475.00	-2,276.98	330,198.02	36,851.00	36,851.00	293,347.02
008	DEPARTAMENTO TÉCNICO	317,400.00	-4,031.00	313,369.00	19,909.05	17,809.05	293,459.95
009	DEPARTAMENTO SERVICIOS ADMINISTRATIVOS	54,970.00	-530.00	54,440.00	4,200.00	4,200.00	50,240.00
011	DIRECCIÓN DE PLANEACIÓN	175,668.00	12,617.00	188,285.00	84,574.00	83,774.00	103,711.00
012	SUBDIRECCIÓN DE PLANEACIÓN	70,903.00	3,593.00	74,496.00	17,473.00	17,473.00	57,023.00
013	DEPARTAMENTO PROGRAMACIÓN Y PRESUPUESTO	31,204,021.00	64,783.02	31,268,804.02	218,174.26	215,918.26	31,050,629.76
014	DEPARTAMENTO DESARROLLO INSTITUCIONAL	46,425.00	0.00	46,425.00	800.00	800.00	45,625.00
015	DEPARTAMENTO REGISTRO Y CONTROL ESCOLAR	4,438,645.00	-124,078.22	4,314,566.78	3,178,466.38	3,173,553.78	1,136,100.40
016	DEPARTAMENTO SISTEMAS Y TECNOLOGÍAS DE LA INFORMACIÓN	14,350,462.00	617,177.60	14,967,639.60	5,612,345.87	5,612,345.87	9,355,293.73
017	DEPARTAMENTO EVALUACIÓN Y ESTADÍSTICA	76,099.00	-6,660.00	69,439.00	11,200.00	11,200.00	58,239.00
020	DIRECCIÓN ACADÉMICA	251,447.00	-54,426.00	197,021.00	34,920.00	34,920.00	162,101.00
021	SUBDIRECCIÓN ACADÉMICA	18,883.00	-580.00	18,303.00	5,240.00	5,240.00	13,063.00
022	DEPARTAMENTO PSICOPEDAGÓGICO	442,797.00	410.00	443,207.00	13,300.00	13,300.00	429,907.00
023	DEPARTAMENTO SERVICIOS EDUCATIVOS	2,280,336.00	-111,323.96	2,169,012.04	62,000.00	62,000.00	2,107,012.04
024	DEPARTAMENTO DE DESARROLLO DOCENTE	2,475,923.00	0.00	2,475,923.00	2,560.00	2,560.00	2,473,363.00
025	DEPARTAMENTO CAPACITACIÓN PARA EL TRABAJO	1,623,321.00	-51,552.00	1,571,769.00	212,599.07	69,706.09	1,359,169.93
026	DEPARTAMENTO DESARROLLO ACADÉMICO DE PLANTELES Y EMSAD	2,728,996.00	-8,159.04	2,720,836.96	80,656.96	76,900.16	2,640,180.00
027	DEPARTAMENTO BIBLIOTECAS Y LABORATORIOS	398,516.00	97,872,540.98	98,271,056.98	98,041,052.77	98,041,052.77	230,004.21
028	DEPARTAMENTO INVESTIGACIÓN E INNOVACION EDUCATIVA TECNOLÓGICA	22,438.00	-580.00	21,858.00	5,280.00	5,280.00	16,578.00
030	COORDINACIÓN DE ZONA I	67,284.00	0.00	67,284.00	28,200.00	28,200.00	39,084.00

COLEGIO DE BACHILLERES DEL ESTADO DE HIDALGO

ESTADO ANALÍTICO DEL EJERCICIO DEL PRESUPUESTO DE EGRESOS
 CLASIFICACIÓN ADMINISTRATIVA
 Del 1 de Enero al 30 de Junio de 2021
 (Cifras en pesos)

	Concepto	Egreso Aprobado (1)	Ampliaciones/Reducciones (2)	Egreso Modificado (3=1+2)	Egreso Devengado (4)	Egreso Pagado (5)	Subejercicio (6=3-4)
031	COORDINACIÓN DE ZONA II	90,402.00	1,194.00	91,596.00	39,154.00	39,154.00	52,442.00
032	COORDINACIÓN DE ZONA III	175,232.00	-500.78	174,731.22	78,728.07	78,728.07	96,003.15
033	COORDINACIÓN DE ZONA IV	147,760.00	4,852.00	152,612.00	81,892.00	81,892.00	70,720.00
034	COORDINACIÓN DE ZONA V	85,498.00	-243.00	85,255.00	36,566.82	36,566.82	48,688.18
035	COORDINACIÓN DE ZONA VI	107,588.00	-2.68	107,585.32	48,288.96	48,288.96	59,296.36
040	DEPARTAMENTO ASUNTOS JURÍDICOS	330,471.00	-21,811.18	308,659.82	54,251.82	52,873.82	254,408.00
041	ÓRGANO DE INTERNO DE CONTROL	106,177.00	-6,765.00	99,412.00	13,280.00	13,280.00	86,132.00
042	UNIDAD DE RELACIONES PUBLICAS Y COMUNICACIÓN SOCIAL	2,954,966.00	-10,700.00	2,944,266.00	971,323.20	84,932.40	1,972,942.80
050	CARDONAL	155,175.00	-32,607.54	122,567.46	21,774.82	21,774.82	100,792.64
051	NOPALA	122,744.00	-4,139.64	118,604.36	35,237.53	35,237.53	83,366.83
052	TENANGO DE DORIA	51,910.00	7,265.32	59,175.32	20,593.27	20,593.27	38,582.05
053	ZIMAPÁN	145,371.00	4,870.78	150,241.78	57,757.21	57,757.21	92,484.57
054	TLANCHINOL	112,033.00	-9,533.90	102,499.10	28,074.05	28,074.05	74,425.05
055	TOLCAYUCA	174,862.00	-40,537.00	134,325.00	33,135.00	33,135.00	101,190.00
056	ZEMPOALA	204,431.00	-3,285.06	201,145.94	65,214.56	65,214.56	135,931.38
057	CUAUTEPEC	224,460.00	-17,294.72	207,185.28	51,085.47	51,085.47	156,099.81
058	TECOZAUTLA	90,793.00	1,111.38	91,904.38	26,958.03	26,958.03	64,946.35
059	SAN AGUSTÍN TLAXIACA	179,232.00	-5,257.86	173,974.14	59,697.11	59,697.11	114,277.03
060	CHILCUAUTLA	130,918.00	-8,583.04	122,334.96	43,386.16	42,623.56	78,948.80
061	TASQUILLO	104,176.00	-5,720.12	98,455.88	30,261.82	30,261.82	68,194.06
062	AHUATITLA	96,413.00	8,068.32	104,481.32	23,496.32	23,496.32	80,985.00
063	FRANCISCO I. MADERO	208,619.00	-12,951.26	195,667.74	49,972.87	49,972.87	145,694.87
064	MINERAL DE LA REFORMA	261,447.00	-36,783.12	224,663.88	59,765.59	59,765.59	164,898.29
065	EMILIANO ZAPATA	143,390.00	-2,653.96	140,736.04	48,085.03	48,085.03	92,651.01
066	HUICHAPAN	179,941.00	12,678.58	192,619.58	61,411.94	61,411.94	131,207.64
067	TIANGUISTENGO	65,640.00	-7,590.68	58,049.32	18,293.52	18,293.52	39,755.80
068	TULA DE ALLENDE	147,128.00	-4,997.54	142,130.46	49,027.22	49,027.22	93,103.24
069	ATOTONILCO DE TULA	88,353.00	-2,754.32	85,598.68	26,062.31	26,062.31	59,536.37
070	ZAPOTLÁN	115,258.00	-16,103.90	99,154.10	24,598.96	24,598.96	74,555.14
071	DURANGO	45,326.00	96.00	45,422.00	8,877.00	8,877.00	36,545.00
072	LAS PIEDRAS	74,150.00	-2,026.00	72,124.00	6,421.00	6,421.00	65,703.00
073	SANTA MARÍA MACUA	36,555.00	-421.00	36,134.00	3,454.00	3,454.00	32,680.00
074	TEPEAPULCO	172,171.00	-9,030.00	163,141.00	52,855.00	52,855.00	110,286.00
075	CIENEGUILLA	43,585.00	-7,716.00	35,869.00	2,794.00	2,794.00	33,075.00
076	CHANTASCO	54,175.00	-4,970.00	49,205.00	3,844.00	3,844.00	45,361.00
077	GUNDHÓ	17,167.00	-2,830.00	14,337.00	705.00	705.00	13,632.00
078	ACTOPAN	187,129.00	-3,404.20	183,724.80	48,640.77	48,640.77	135,084.03
079	LOS OTATES	98,130.00	-7,224.00	90,906.00	22,524.00	22,524.00	68,382.00
080	MINERAL DEL CHICO	52,727.00	-4,448.00	48,279.00	6,173.00	6,173.00	42,106.00
081	SAN JUAN AHUEUECO	43,318.00	6,553.00	49,871.00	12,915.00	12,915.00	36,956.00

COLEGIO DE BACHILLERES DEL ESTADO DE HIDALGO

ESTADO ANALÍTICO DEL EJERCICIO DEL PRESUPUESTO DE EGRESOS
 CLASIFICACIÓN ADMINISTRATIVA
 Del 1 de Enero al 30 de Junio de 2021
 (Cifras en pesos)

	Concepto	Egreso Aprobado (1)	Ampliaciones/Reducciones (2)	Egreso Modificado (3=1+2)	Egreso Devengado (4)	Egreso Pagado (5)	Subejercicio (6=3-4)
082	IXTACZOQUICO	50,589.00	4,229.00	54,818.00	7,204.00	7,204.00	47,614.00
083	HUIITEPEC	59,642.00	-1,527.00	58,115.00	9,074.00	9,074.00	49,041.00
084	XOCHIATIPAN	71,906.00	-5,033.00	66,873.00	8,403.00	8,403.00	58,470.00
085	ACAPA	29,327.00	645.00	29,972.00	4,374.00	4,374.00	25,598.00
086	JUÁREZ HIDALGO	34,177.00	-6,227.00	27,950.00	2,686.00	2,686.00	25,264.00
087	TÉLLEZ	68,572.00	-3,665.12	64,906.88	12,972.50	12,972.50	51,934.38
088	CHALAHUITE	48,958.00	-7,197.00	41,761.00	4,061.00	4,061.00	37,700.00
089	EL IXTLÉ	112,617.00	7,123.00	119,740.00	11,839.00	11,839.00	107,901.00
090	JALPA	40,014.00	-2,714.00	37,300.00	2,172.00	2,172.00	35,128.00
091	ALFAJAYUCAN	196,519.00	20,656.86	217,175.86	85,361.82	85,361.82	131,814.04
092	LA PALMA	59,563.00	-5,382.00	54,181.00	1,865.00	1,865.00	52,316.00
093	SAN ESTEBAN	18,909.00	23,200.00	42,109.00	0.00	0.00	42,109.00
094	SAN MIGUEL	24,454.00	1,685.00	26,139.00	1,685.00	1,685.00	24,454.00
095	TLACOLULA	35,121.00	-2,607.00	32,514.00	4,372.00	4,372.00	28,142.00
096	NICOLÁS FLORES	59,897.00	-11,245.00	48,652.00	5,329.00	5,329.00	43,323.00
097	LA MISIÓN	38,675.00	-5,537.00	33,138.00	0.00	0.00	33,138.00
098	JILAPAN	52,001.00	-15.00	51,986.00	9,932.00	9,932.00	42,054.00
099	XUCHITLÁN	28,189.00	399.00	28,588.00	6,426.00	6,426.00	22,162.00
100	SAN LORENZO	236,939.00	-984.00	235,955.00	5,810.00	5,810.00	230,145.00
101	XUCHITLÁN SAN SALVADOR	39,023.00	-1,692.00	37,331.00	8,845.00	8,845.00	28,486.00
102	PIEDRA HINCADA	32,549.00	-1,425.00	31,124.00	7,898.00	7,898.00	23,226.00
103	TLAXCALILLA	72,961.00	-2,038.18	70,922.82	11,861.77	11,861.77	59,061.05
104	CUATOLOL	36,780.00	203.00	36,983.00	7,988.00	7,988.00	28,995.00
105	SAN AGUSTÍN METZQUITILÁN	82,754.00	-3,644.44	79,109.56	17,668.38	17,668.38	61,441.18
106	SANTIAGO DE ANAYA	75,664.00	-6,683.14	68,980.86	20,268.35	20,268.35	48,712.51
107	SANTA TERESA	113,834.00	2,964.00	116,798.00	14,725.00	14,725.00	102,073.00
108	XOCHIMILCO	15,136.00	-133.00	15,003.00	792.00	792.00	14,211.00
109	PISAFLORES	115,598.00	-48,809.08	66,788.92	7,385.62	7,385.62	59,403.30
110	TECOCOMULCO	51,352.00	-14,512.00	36,840.00	8,215.00	8,215.00	28,625.00
111	MECATLÁN	76,623.00	-1,048.00	75,575.00	15,724.00	15,724.00	59,851.00
112	ACATLAN	311,562.00	-96,658.78	214,903.22	21,600.36	21,600.36	193,302.86
113	ALMOLOYA	87,674.00	-4,747.78	82,926.22	27,188.04	27,188.04	55,738.18
114	PAPATLATLA	50,809.00	-5,051.42	45,757.58	2,876.64	2,876.64	42,880.94
115	HUAZALINGO	39,619.00	194.00	39,813.00	10,480.00	10,480.00	29,333.00
116	SANTA CRUZ	62,715.00	-12,980.00	49,735.00	3,490.00	3,490.00	46,245.00
117	JALTOCAN	114,280.00	5,990.00	120,270.00	31,784.00	31,784.00	88,486.00
118	SAN BARTOLO TUTOTEPEC	121,523.00	-39,849.00	81,674.00	22,014.22	22,014.22	59,659.78
119	XOCHICOATLÁN	79,750.00	5,566.66	85,316.66	23,764.60	23,764.60	61,552.06
120	TLAHUELILPAN	124,691.00	-880.50	123,810.50	42,583.91	42,583.91	81,226.59
121	ORIZABITA	52,833.00	-2,985.98	49,847.02	9,728.52	9,728.52	40,118.50
122	YATIPAN	88,656.00	-1,104.32	87,551.68	25,705.62	25,705.61	61,846.06

COLEGIO DE BACHILLERES DEL ESTADO DE HIDALGO

ESTADO ANALÍTICO DEL EJERCICIO DEL PRESUPUESTO DE EGRESOS
 CLASIFICACIÓN ADMINISTRATIVA
 Del 1 de Enero al 30 de Junio de 2021
 (Cifras en pesos)


	Concepto	Egreso Aprobado (1)	Ampliaciones/ Reducciones (2)	Egreso Modificado (3=1+2)	Egreso Devengado (4)	Egreso Pagado (5)	Subejercicio (6=3-4)
123	TIZAYUCA	162,567.00	-4,723.00	157,844.00	43,574.00	43,574.00	114,270.00
124	TULANCINGO	128,010.00	-9,026.00	118,984.00	32,808.00	32,808.00	86,176.00
125	SAN MIGUEL VINDHO	49,787.00	-2,753.32	47,033.68	10,922.70	10,922.70	36,110.98
126	SANTIAGO TLAUTLA	89,309.00	-4,966.00	84,343.00	22,748.00	22,748.00	61,595.00
127	BOMINTZHA	44,642.00	29,690.36	74,332.36	6,342.27	6,342.27	67,990.09
128	APAN	59,437.00	3,896.10	63,333.10	22,716.05	22,716.05	40,617.05
129	CHAPANTONGO	314,092.00	-4,948.48	309,143.52	148,536.84	148,536.84	160,606.68
130	HUEJUTLA	219,002.00	-21,091.30	197,910.70	31,470.83	31,470.83	166,439.87
131	TEHUETLAN	100,344.00	-5,530.00	94,814.00	22,590.00	22,590.00	72,224.00
132	ZIMAPAN II	353,633.00	-1,509.12	352,123.88	155,678.20	155,678.20	196,445.68
133	EL CID	79,268.00	15,215.00	94,483.00	21,300.00	21,300.00	73,183.00
134	CAHUAZAS	22,939.00	-1,959.00	20,980.00	2,601.00	2,601.00	18,379.00
135	CARPINTEROS	23,035.00	1,861.02	24,896.02	5,453.05	5,453.05	19,442.97
136	HUALULA	132,245.00	-90,038.00	42,207.00	11,595.00	11,595.00	30,612.00
137	ACOXCATLAN	36,949.00	2,214.00	39,163.00	9,840.00	9,840.00	29,323.00
138	ATENGO	68,206.00	-12,262.00	55,944.00	12,826.00	12,826.00	43,118.00
139	HUASCA	55,403.00	-50.48	55,352.52	17,732.06	17,732.06	37,620.46
140	SAN CRISTOBAL	53,969.00	-4,713.62	49,255.38	9,055.86	9,055.86	40,199.52
141	SANTIAGO TEZONTLALE	46,316.00	666.08	46,982.08	9,225.77	9,225.77	37,756.31
142	DOXEY	87,592.00	9,479.34	97,071.34	19,794.33	19,794.33	77,277.01
143	ACOYOTLA	44,740.00	8,882.00	53,622.00	23,582.00	23,582.00	30,040.00
144	TOCTITLAN I	21,293.00	-1,916.00	19,377.00	880.00	880.00	18,497.00
145	TLAHUELOMPA	104,346.00	11,097.74	115,443.74	31,216.74	31,216.74	84,227.00
146	SANTA CATARINA	51,781.00	-5,125.00	46,656.00	2,052.00	2,052.00	44,604.00
147	TEXCACO	18,557.00	1,201.00	19,758.00	1,982.00	1,982.00	17,776.00
148	JALAPA	10,298.00	0.00	10,298.00	0.00	0.00	10,298.00
149	AGUAS BLANCAS	47,697.00	-3,083.00	44,614.00	3,087.00	3,087.00	41,527.00
150	CUATLIMAX	24,201.00	822.00	25,023.00	3,444.00	3,444.00	21,579.00
151	TAMOYON I	143,908.00	-93.00	143,815.00	339.00	339.00	143,476.00
152	POLINTOTLA	17,483.00	-352.00	17,131.00	0.00	0.00	17,131.00
153	BOCUA	8,713.00	0.00	8,713.00	0.00	0.00	8,713.00
154	OXELOCO	39,386.00	-939.00	38,447.00	924.00	924.00	37,523.00
155	ACATEPEC	27,362.00	-1,801.82	25,560.18	2,144.00	2,144.00	23,416.18
156	ACANOA	69,411.00	-9,428.00	59,983.00	587.00	587.00	59,396.00
157	EL RAYO	24,207.00	6,913.00	31,120.00	6,913.00	6,913.00	24,207.00
158	HUEYAPITA	42,544.00	27,450.00	69,994.00	3,450.00	3,450.00	66,544.00
159	HUITZILA	143,363.00	7,912.00	151,275.00	14,144.00	14,144.00	137,131.00
160	SAN ILDEFONSO	32,026.00	-2,977.24	29,048.76	3,789.00	3,789.00	25,259.76
161	SAN MATEO	160,582.00	30,776.00	191,358.00	30,776.00	30,776.00	160,582.00
162	SANTA MARÍA QUELITES	53,511.00	-2,866.48	50,644.52	6,886.46	6,886.46	43,758.06
163	SAN JUAN DE LAS FLORES	17,317.00	-884.00	16,433.00	1,098.00	1,098.00	15,335.00

COLEGIO DE BACHILLERES DEL ESTADO DE HIDALGO


ESTADO ANALÍTICO DEL EJERCICIO DEL PRESUPUESTO DE EGRESOS
 CLASIFICACIÓN ADMINISTRATIVA
 Del 1 de Enero al 30 de Junio de 2021
 (Cifras en pesos)

Concepto	Egreso Aprobado (1)	Ampliaciones/Reducciones (2)	Egreso Modificado (3=1+2)	Egreso Devengado (4)	Egreso Pagado (5)	Subejercicio (6=3-4)
164	SAN PABLO	9,208.00	0.00	9,208.00	0.00	9,208.00
165	LA PROVIDENCIA	577,440.00	-23,019.74	554,420.26	232,339.40	322,080.86
166	COCHOTLA	45,449.00	-1,387.00	44,062.00	7,413.00	36,649.00
167	CHAPULHUACAN	78,005.00	-6,509.00	71,496.00	10,421.00	61,075.00
168	JULIÁN VILLAGRÁN	96,594.00	-11,093.00	85,501.00	11,574.99	73,926.01
169	SANTA MARÍA AMAJAC	80,386.00	-21,071.20	59,314.80	7,035.02	52,279.78
170	TLANALAPA	75,127.00	-75.58	75,051.42	18,643.66	56,407.76
171	MICHIMALOYA	63,504.00	-1,189.34	62,314.66	11,766.19	50,548.47
172	SANTO TOMAS	66,898.00	-8,757.56	58,140.44	9,196.97	48,943.47
173	TEPOJACO	67,846.00	10,657.00	78,503.00	19,651.00	58,852.00
174	PROGRESO DE OBREGÓN	526,398.00	-6,199.86	520,198.14	224,514.59	295,683.55
175	TOHUACO II	31,108.00	-7,448.00	23,660.00	0.00	23,660.00
176	SAN ANTONIO EL GRANDE	42,983.00	1,193.00	44,176.00	8,846.00	35,330.00
177	LOLOTLA	42,696.00	962.08	43,658.08	10,397.45	33,260.63
178	LA GARGANTILLA	57,235.00	-16,480.00	40,755.00	4,102.00	36,653.00
179	ATECOXCO	27,647.00	-8,924.00	18,723.00	1,233.00	17,490.00
180	HUEYAPA	45,755.00	1,442.00	47,197.00	10,212.00	36,985.00
181	YAHUALICA	55,384.00	-6,433.02	48,950.98	8,722.60	40,228.38
=====						
TOTAL DEL GASTO 1,153,526,871.00 46,164,444.98 1,199,691,315.98 535,145,385.91 529,465,337.06 664,545,930.07						
=====						


Bajo protesta de decir verdad declaramos que los Estados Financieros y sus notas, son razonablemente correctos y son responsabilidad del emisor.



 ING. HÉCTOR PEDRAZA OLGUIN
 DIRECTOR GENERAL



 LIC. ARMANDO CORNEJO VARGAS
 DIRECTOR DE ADMINISTRACION Y FINANZAS



 MTRO. EDGAR GUILLEBALDO ESTRELLA QUIJANO
 DIRECTOR DE PLANEACIÓN