

COLEGIO DE BACHILLERES DEL ESTADO DE HIDALGO

ESTADO ANALÍTICO DEL EJERCICIO DEL PRESUPUESTO DE EGRESOS  
 CLASIFICACIÓN ADMINISTRATIVA  
 Del 1 de Enero al 30 de Junio de 2019  
 (Cifras en pesos)

	Concepto	Egreso Aprobado (1)	Ampliaciones/Reducciones (2)	Egreso Modificado (3=1+2)	Egreso Devengado (4)	Egreso Pagado (5)	Subejercicio (6=3-4)
2	SECTOR PUBLICO DE LAS ENTIDADES FEDERATIVAS	905,843,715.00	-11,295,165.82	894,548,549.18	391,904,238.71	385,001,807.19	502,644,310.47
2.1	SECTOR PUBLICO NO FINANCIERO	905,843,715.00	-11,295,165.82	894,548,549.18	391,904,238.71	385,001,807.19	502,644,310.47
2.1.1	GOBIERNO GENERAL ESTATAL O DEL DISTRITO FEDERAL	905,843,715.00	-11,295,165.82	894,548,549.18	391,904,238.71	385,001,807.19	502,644,310.47
2.1.1.2	ENTIDADES PARAESTATALES Y FIDEICOMISOS NO EMPRESARIALES Y NO FINANCIEROS	905,843,715.00	-11,295,165.82	894,548,549.18	391,904,238.71	385,001,807.19	502,644,310.47
000	RAMO GENERAL	0.00	0.00	0.00	0.00	0.00	0.00
001	DIRECCIÓN GENERAL	911,842.00	0.00	911,842.00	70,990.83	70,608.33	840,851.17
002	DIRECCIÓN DE ADMINISTRACIÓN Y FINANZAS	894,228.00	1,831,445.00	2,725,673.00	1,990,996.31	1,989,897.31	734,676.69
003	SUBDIRECCIÓN DE ADMINISTRACIÓN Y FINANZAS	103,126.00	558.00	103,684.00	7,260.00	7,260.00	96,424.00
004	DEPARTAMENTO RECURSOS FINANCIEROS	744,114.00	0.00	744,114.00	64,796.23	64,796.23	679,317.77
005	DEPARTAMENTO RECURSOS HUMANOS	828,718,918.00	-55,605,497.26	773,113,420.74	370,558,493.81	365,722,459.64	402,554,926.93
006	DEPARTAMENTO RECURSOS MATERIALES Y SERVICIOS GENERALES	13,991,382.00	67,203.98	14,058,585.98	1,573,023.05	1,552,647.25	12,485,562.93
007	DEPARTAMENTO ADQUISICIONES	332,992.00	-23,828.08	309,163.92	0.00	0.00	309,163.92
008	DEPARTAMENTO TÉCNICO	319,190.00	0.00	319,190.00	10,312.00	10,312.00	308,878.00
009	DEPARTAMENTO SERVICIOS ADMINISTRATIVOS	37,778.00	-325.00	37,453.00	739,206.13	202,368.00	-701,753.13
011	DIRECCIÓN DE PLANEACIÓN	89,730.00	8,936,583.00	9,026,313.00	24,954.00	24,954.00	9,001,359.00
012	SUBDIRECCIÓN DE PLANEACIÓN	1,123,602.00	-358.00	1,123,244.00	42,108.77	42,108.77	1,081,135.23
013	DEPARTAMENTO PROGRAMACIÓN Y PRESUPUESTO	636,095.00	-5,408.00	630,687.00	97,595.24	97,595.24	533,091.76
014	DEPARTAMENTO DESARROLLO INSTITUCIONAL	800,798.00	2,495.00	803,293.00	5,468.00	5,468.00	797,825.00
015	DEPARTAMENTO REGISTRO Y CONTROL ESCOLAR	4,295,600.00	-3,328.00	4,292,272.00	1,456,500.00	1,456,500.00	2,835,772.00
016	DEPARTAMENTO SISTEMAS Y TECNOLOGÍAS DE LA INFORMACIÓN	14,350,930.00	5,760.00	14,356,690.00	5,319,684.51	5,319,684.51	9,037,005.49
017	DEPARTAMENTO EVALUACIÓN Y ESTADÍSTICA	62,360.00	-1,299.00	61,061.00	4,138.00	4,138.00	56,923.00
020	DIRECCIÓN ACADÉMICA	261,834.00	-1,170.48	260,663.52	32,147.90	31,483.90	228,515.62
021	SUBDIRECCIÓN ACADÉMICA	22,456.00	-1,978.00	20,478.00	4,044.50	4,044.50	16,433.50
022	DEPARTAMENTO PSICOPEDAGÓGICO	442,820.00	0.00	442,820.00	11,761.00	11,761.00	431,059.00
023	DEPARTAMENTO SERVICIOS EDUCATIVOS	1,749,450.00	26,486,243.04	28,235,693.04	302,640.16	295,175.41	27,933,052.88
024	DEPARTAMENTO DE DESARROLLO DOCENTE	2,839,938.00	0.00	2,839,938.00	254,359.31	254,359.31	2,585,578.69
025	DEPARTAMENTO CAPACITACIÓN PARA EL TRABAJO	585,084.00	-14,110.60	570,973.40	47,773.79	47,773.79	523,199.61
026	DEPARTAMENTO DESARROLLO ACADÉMICO DE PLANTELES Y EMSAD	5,155,236.00	90,108.00	5,245,344.00	340,537.30	235,652.30	4,904,806.70
027	DEPARTAMENTO BIBLIOTECAS Y LABORATORIOS	12,035,598.00	3,542,156.00	15,577,754.00	3,262.50	3,262.50	15,574,491.50
028	DEPARTAMENTO INVESTIGACIÓN E INNOVACION EDUCATIVA TECNOLÓGICA	27,776.00	-1,106.00	26,670.00	4,466.00	4,466.00	22,204.00
030	COORDINACIÓN DE ZONA I	67,340.00	0.00	67,340.00	20,884.00	20,884.00	46,456.00

COLEGIO DE BACHILLERES DEL ESTADO DE HIDALGO

ESTADO ANALÍTICO DEL EJERCICIO DEL PRESUPUESTO DE EGRESOS  
 CLASIFICACIÓN ADMINISTRATIVA  
 Del 1 de Enero al 30 de Junio de 2019  
 (Cifras en pesos)

Concepto	Egreso Aprobado (1)	Ampliaciones/Reducciones (2)	Egreso Modificado (3=1+2)	Egreso Devengado (4)	Egreso Pagado (5)	Subejercicio (6=3-4)
031	COORDINACIÓN DE ZONA II	90,390.00	1,194.00	91,584.00	31,918.00	59,666.00
032	COORDINACIÓN DE ZONA III	131,862.00	17,640.70	149,502.70	57,424.66	92,078.04
033	COORDINACIÓN DE ZONA IV	132,660.00	4,231.58	136,891.58	29,473.56	107,418.02
034	COORDINACIÓN DE ZONA V	85,538.00	375.00	85,913.00	24,884.00	61,029.00
035	COORDINACIÓN DE ZONA VI	100,492.00	-509.20	99,982.80	33,252.96	66,729.84
040	DEPARTAMENTO ASUNTOS JURÍDICOS	331,328.00	310.00	331,638.00	76,344.31	255,293.69
041	ÓRGANO DE INTERNO DE CONTROL	139,000.00	129.00	139,129.00	21,413.00	117,716.00
042	UNIDAD DE RELACIONES PUBLICAS Y COMUNICACIÓN SOCIAL	3,075,294.00	-117,830.00	2,957,464.00	1,400,276.94	1,557,187.06
050	CARDONAL	147,998.00	65,076.64	213,074.64	115,725.47	97,349.17
051	NOPALA	114,202.00	59,773.00	173,975.00	94,959.80	79,015.20
052	TENANGO DE DORIA	106,362.00	-21,753.56	84,608.44	13,328.37	71,280.07
053	ZIMAPÁN	246,594.00	2,012.82	248,606.82	89,777.65	158,829.17
054	TLANCHINOL	105,428.00	58,293.26	163,721.26	91,897.41	71,823.85
055	TOLCAYUCA	210,846.00	45,133.40	255,979.40	123,672.40	132,307.00
056	ZEMPOALA	282,458.00	-36,108.24	246,349.76	81,365.59	164,984.17
057	CUAUTEPEC	260,896.00	38,687.12	299,583.12	131,471.70	168,111.42
058	TECOZAUTLA	82,250.00	47,232.84	129,482.84	80,847.60	48,635.24
059	SAN AGUSTÍN TLAXIACA	199,992.00	-7,774.70	192,217.30	73,144.41	119,072.89
060	CHILCUAUTLA	150,890.00	-5,813.92	145,076.08	59,510.84	85,565.24
061	TASQUILLO	123,748.00	45,162.24	168,910.24	90,874.15	78,036.09
062	AHUATITLA	138,996.00	-5,066.36	133,929.64	51,244.72	82,684.92
063	FRANCISCO I. MADERO	234,246.00	34,904.02	269,150.02	128,871.74	140,278.28
064	MINERAL DE LA REFORMA	268,570.00	22,978.98	291,548.98	117,527.95	174,021.03
065	EMILIANO ZAPATA	145,450.00	59,622.02	205,072.02	105,627.00	99,445.02
066	HUICHAPAN	154,444.00	89,260.06	243,704.06	126,784.15	116,919.91
067	TIANGUISTENGO	61,634.00	57,107.98	118,741.98	78,315.84	40,426.14
068	TULA DE ALLENDE	203,402.00	43,029.94	246,431.94	115,943.41	130,488.53
069	ATOTONILCO DE TULA	94,080.00	43,822.98	137,902.98	81,221.97	56,681.01
070	ZAPOTLÁN	121,420.00	34,620.34	156,040.34	75,434.25	80,606.09
071	DURANGO	46,228.00	25,649.80	71,877.80	36,280.51	35,597.29
072	LAS PIEDRAS	50,436.00	-2,171.86	48,264.14	14,028.14	34,236.00
073	SANTA MARÍA MACUA	30,966.00	21,995.68	52,961.68	30,995.68	21,966.00
074	TEPEAPULCO	174,858.00	60,491.80	235,349.80	119,336.78	116,013.02
075	CIENEGUILLA	27,092.00	58,970.44	86,062.44	65,870.43	20,192.01
076	CHANTASCO	35,990.00	26,843.24	62,833.24	37,943.24	24,890.00
077	GUNDHÓ	17,150.00	49,360.66	66,510.66	54,404.94	12,105.72
078	ACTOPAN	215,412.00	-6,313.00	209,099.00	65,514.23	143,584.77
079	LOS OTATES	125,136.00	37,342.28	162,478.28	79,798.27	82,680.01
080	MINERAL DEL CHICO	33,588.00	51,507.42	85,095.42	61,407.40	23,688.02
081	SAN JUAN AHUEUECO	13,828.00	7,055.94	20,883.94	7,055.94	13,828.00

COLEGIO DE BACHILLERES DEL ESTADO DE HIDALGO

ESTADO ANALÍTICO DEL EJERCICIO DEL PRESUPUESTO DE EGRESOS  
 CLASIFICACIÓN ADMINISTRATIVA  
 Del 1 de Enero al 30 de Junio de 2019  
 (Cifras en pesos)

Concepto	Egreso Aprobado (1)	Ampliaciones/Reducciones (2)	Egreso Modificado (3=1+2)	Egreso Devengado (4)	Egreso Pagado (5)	Subejercicio (6=3-4)
082	IXTACZOQUICO	25,660.00	6,055.88	31,715.88	12,055.88	19,660.00
083	HUIITEPEC	41,966.00	34,599.28	76,565.28	41,770.54	34,794.74
084	XOCHIATIPAN	100,424.00	-6,544.00	93,880.00	18,006.85	75,873.15
085	ACAPA	28,204.00	21,901.00	50,105.00	29,101.00	21,004.00
086	JUÁREZ HIDALGO	25,824.00	30,489.00	56,313.00	36,488.99	19,824.01
087	TÉLLEZ	79,294.00	6,013.42	85,307.42	24,410.94	60,896.48
088	CHALAHUITE	34,268.00	26,090.66	60,358.66	36,290.62	24,068.04
089	EL IXTLE	62,944.00	-18,122.00	44,822.00	6,478.00	38,344.00
090	JALPA	33,178.00	-1,384.96	31,793.04	8,515.03	23,278.01
091	ALFAJAYUCAN	183,042.00	51,865.12	234,907.12	120,974.48	113,932.64
092	LA PALMA	47,042.00	24,149.68	71,191.68	38,667.67	32,524.01
093	SAN ESTEBAN	14,188.00	25,000.00	39,188.00	24,999.10	14,188.90
094	SAN MIGUEL	13,866.00	0.00	13,866.00	0.00	13,866.00
095	TLACOLULA	49,786.00	14,122.00	63,908.00	32,121.94	31,786.06
096	NICOLÁS FLORES	65,940.00	-5,065.72	60,874.28	18,634.28	42,240.00
097	LA MISIÓN	50,502.00	53,649.74	104,151.74	62,620.74	41,531.00
098	JILIAPAN	42,532.00	20,547.50	63,079.50	34,947.44	28,132.06
099	XUCHITLÁN	30,604.00	23,107.62	53,711.62	31,507.60	22,204.02
100	SAN LORENZO	159,104.00	-41,005.82	118,098.18	31,594.18	86,504.00
101	XUCHITLÁN SAN SALVADOR	44,466.00	49,313.36	93,779.36	62,513.35	31,266.01
102	PIEDRA HINCADA	35,600.00	1,770.04	37,370.04	10,170.04	27,200.00
103	TLAXCALILLA	54,586.00	45,144.54	99,730.54	65,136.04	34,594.50
104	CUATOLOL	41,948.00	-6,225.24	35,722.76	7,874.75	27,848.01
105	SAN AGUSTÍN METZQUITILÁN	67,948.00	24,709.20	92,657.20	48,929.99	43,727.21
106	SANTIAGO DE ANAYA	75,618.00	6,251.70	81,869.70	30,867.97	51,001.73
107	SANTA TERESA	50,740.00	26,848.18	77,588.18	39,448.17	38,140.01
108	XOCHIMILCO	18,592.00	-855.36	17,736.64	1,544.63	16,192.01
109	PISAFLORES	118,012.00	56,806.00	174,818.00	106,273.54	68,544.46
110	TECOCOMULCO	56,476.00	54,419.32	110,895.32	73,619.32	37,276.00
111	MECATLÁN	78,954.00	17,658.34	96,612.34	44,358.34	52,254.00
112	ACATLAN	31,474.00	84,108.38	115,582.38	78,044.87	37,537.51
113	ALMOLOYA	113,854.00	47,578.16	161,432.16	85,035.98	76,396.18
114	PAPATLATLA	25,208.00	28,817.66	54,025.66	34,244.08	19,781.58
115	HUAZALINGO	46,630.00	54,626.92	101,256.92	61,160.60	40,096.32
116	SANTA CRUZ	51,276.00	36,849.48	88,125.48	45,921.81	42,203.67
117	JALTOCAN	108,156.00	49,244.34	157,400.34	76,840.32	80,560.02
118	SAN BARTOLO TUTOTEPEC	137,600.00	10,964.58	148,564.58	61,865.24	86,699.34
119	XOCHICOATLÁN	71,888.00	55,791.58	127,679.58	71,170.11	56,509.47
120	TLAHUELILPAN	141,614.00	49,010.86	190,624.86	99,663.84	90,961.02
121	ORIZABITA	75,552.00	52,164.40	127,716.40	68,637.17	59,079.23
122	YATIPAN	70,688.00	25,829.48	96,517.48	51,904.99	44,612.49

COLEGIO DE BACHILLERES DEL ESTADO DE HIDALGO


ESTADO ANALÍTICO DEL EJERCICIO DEL PRESUPUESTO DE EGRESOS  
 CLASIFICACIÓN ADMINISTRATIVA  
 Del 1 de Enero al 30 de Junio de 2019  
 (Cifras en pesos)


	Concepto	Egreso Aprobado (1)	Ampliaciones/ Reducciones (2)	Egreso Modificado (3=1+2)	Egreso Devengado (4)	Egreso Pagado (5)	Subejercicio (6=3-4)
123	TIZAYUCA	325,462.00	-9,406.68	316,055.32	101,830.27	101,830.27	214,225.05
124	TULANCINGO	176,106.00	437.76	176,543.76	52,402.75	52,402.75	124,141.01
125	SAN MIGUEL VINDHO	60,272.00	-6,540.40	53,731.60	14,348.82	14,348.82	39,382.78
126	TEPEJI DEL RIO (SANTIAGO TLAUTLA)	111,708.00	52,084.98	163,792.98	81,913.96	81,913.96	81,879.02
127	BOMINTZHA	44,578.00	19,742.76	64,320.76	35,126.74	35,126.74	29,194.02
128	APAN	83,800.00	-153.84	83,646.16	22,289.11	22,289.11	61,357.05
129	CHAPANTONGO	328,082.00	49,791.78	377,873.78	204,434.27	204,434.27	173,439.51
130	HUEJUTLA	230,802.00	46,197.74	276,999.74	110,353.51	110,353.51	166,646.23
131	TEHUETLAN	129,552.00	35,820.44	165,372.44	76,760.44	76,760.44	88,612.00
132	ZIMAPAN II	330,140.00	48,110.83	378,250.83	180,128.97	180,128.97	198,121.86
133	EL CID	193,402.00	-69,691.02	123,710.98	8,308.98	8,308.98	115,402.00
134	CAHUAZAS	21,594.00	712.32	22,306.32	4,612.31	4,612.31	17,694.01
135	CARPINTEROS	29,598.00	-1,592.34	28,005.66	3,999.43	3,999.43	24,006.23
136	HUALULA	24,610.00	121,233.16	145,843.16	126,633.15	126,633.15	19,210.01
137	ACOXCATLAN	30,582.00	24,226.02	54,808.02	32,626.01	32,626.01	22,182.01
138	ATENGO	63,092.00	52,591.28	115,683.28	75,391.27	75,391.27	40,292.01
139	HUASCA	81,642.00	47,105.90	128,747.90	70,527.06	70,527.06	58,220.84
140	SAN CRISTOBAL	47,144.00	22,535.54	69,679.54	38,831.28	38,831.28	30,848.26
141	SANTIAGO TEZONTLALÉ	40,058.00	28,075.34	68,133.34	36,316.63	36,316.63	31,816.71
142	DOXEY	29,300.00	71,828.16	101,128.16	79,277.09	79,277.09	21,851.07
143	ACOYOTLA	13,790.00	14,700.18	28,490.18	14,700.17	14,700.17	13,790.01
144	TOCTITLAN I	19,188.00	25,821.64	45,009.64	28,521.64	28,521.64	16,488.00
145	TLAHUELOMPA	63,290.00	31,635.70	94,925.70	53,578.59	53,578.59	41,347.11
146	SANTA CATARINA EXT EL IXTLÉ	29,362.00	559.86	29,921.86	8,359.85	8,359.85	21,562.01
147	TEXCACO EXT. XOCHICOATLAN	49,154.00	34,367.00	83,521.00	52,966.99	52,966.99	30,554.01
148	JALAPA EXT. TLAHUELOMPA	6,894.00	25,000.00	31,894.00	24,999.99	24,999.99	6,894.01
149	AGUAS BLANCAS	39,474.00	47,252.56	86,726.56	60,151.08	60,151.08	26,575.48
150	CUATIMAX EXT. PIEDRA HINCADA	14,904.00	2,021.68	16,925.68	2,621.67	2,621.67	14,304.01
151	TAMOYON I	23,444.00	22,754.00	46,198.00	25,453.99	25,453.99	20,744.01
152	POLINTOTLA	17,384.00	-849.00	16,535.00	951.00	951.00	15,584.00
153	BOCUA	6,910.00	50,000.00	56,910.00	50,000.00	50,000.00	6,910.00
154	OXELOCO	27,078.00	-785.00	26,293.00	3,715.00	3,715.00	22,578.00
155	ACATEPEC	19,156.00	1,247.84	20,403.84	3,947.83	3,947.83	16,456.01
156	ACANOA	22,858.00	23,952.00	46,810.00	26,352.00	26,352.00	20,458.00
157	EL RAYO	13,768.00	25,000.00	38,768.00	25,000.00	25,000.00	13,768.00
158	HUEYAPITA	25,314.00	52,031.80	77,345.80	57,731.75	57,731.75	19,614.05
159	HUITZILA	193,182.00	-21,917.00	171,265.00	60,842.00	60,842.00	110,423.00
160	SAN ILDEFONSO	25,740.00	25,170.14	50,910.14	31,770.13	31,770.13	19,140.01
161	SAN MATEO	14,190.00	50,000.00	64,190.00	49,999.88	49,999.88	14,190.12
162	SANTA MARÍA QUELITES	28,756.00	53,809.68	82,565.68	61,309.67	61,309.67	21,256.01
163	SAN JUAN DE LAS FLORES	20,554.00	-521.28	20,032.72	2,778.72	2,778.72	17,254.00

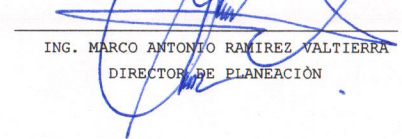
ESTADO ANALÍTICO DEL EJERCICIO DEL PRESUPUESTO DE EGRESOS  
 CLASIFICACIÓN ADMINISTRATIVA  
 Del 1 de Enero al 30 de Junio de 2019  
 (Cifras en pesos)

Concepto	Egreso Aprobado (1)	Ampliaciones/Reducciones (2)	Egreso Modificado (3=1+2)	Egreso Devengado (4)	Egreso Pagado (5)	Subejercicio (6=3-4)
164	SAN PABLO	13,866.00	0.00	13,866.00	0.00	13,866.00
165	LA PROVIDENCIA	480,166.00	82,761.24	562,927.24	292,594.11	270,333.13
166	COCHOTLA	38,480.00	24,842.26	63,322.26	35,042.25	28,280.01
167	CHAPULHUACAN	44,962.00	51,406.16	96,368.16	66,900.24	29,467.92
168	JULIÁN VILLAGRÁN	78,594.00	20,938.50	99,532.50	52,810.64	46,721.86
169	SANTA MARÍA AMAJAC	78,430.00	51,269.96	129,699.96	80,992.65	48,707.31
170	TLANALAPA	83,496.00	10,580.28	94,076.28	42,734.71	51,341.57
171	MICHIMALOYA	39,480.00	-4,809.88	34,670.12	14,541.05	20,129.07
172	SANTO TOMAS	45,412.00	55,128.84	100,540.84	69,142.24	31,398.60
173	TEPOJACO	60,166.00	39,985.00	100,151.00	58,993.97	41,157.03
174	PROGRESO DE OBREGÓN	39,194.00	23,210.88	62,404.88	27,425.62	34,979.26
175	TOHUACO II	40,722.00	1,160.00	41,882.00	7,448.00	34,434.00
176	SAN ANTONIO EL GRANDE	32,030.00	23,953.36	55,983.36	32,653.36	23,330.00
177	XINTLA LOLOTLA	38,532.00	-2,353.32	36,178.68	9,702.79	26,475.89
178	LA GARGANTILLA	20,406.00	48,589.61	68,995.61	27,836.17	41,159.44
179	ATECOXCO	30,302.00	761.46	31,063.46	12,461.46	18,602.00
180	HUEYAPA	32,986.00	24,923.90	57,909.90	34,469.51	23,440.39
181	YAHUALICA	73,958.00	11,212.14	85,170.14	39,642.76	45,527.38
=====						
TOTAL DEL GASTO						
	905,843,715.00	-11,295,165.82	894,548,549.18	391,904,238.71	385,001,807.19	502,644,310.47
=====						

Bajo protesta de decir verdad declaramos que los Estados Financieros y sus notas, son razonablemente correctos y son responsabilidad del emisor.

  
 M. EN C. GLORIA EDITH PALACIOS ALMON  
 DIRECTORA GENERAL

  
 LIC. ARMANDO CORNEJO VARGAS  
 DIRECTOR DE ADMINISTRACION Y FINANZAS

  
 ING. MARCO ANTONIO RAMIREZ VALTIERRA  
 DIRECTOR DE PLANEACIÓN