

ESTADO ANALÍTICO DEL EJERCICIO DEL PRESUPUESTO DE EGRESOS
 CLASIFICACIÓN ADMINISTRATIVA
 Del 1 de Enero al 30 de Junio de 2024
 (Cifras en pesos)

| Concepto | Egreso Aprobado (1) | Ampliaciones/Reducciones (2) | Egreso Modificado (3=1+2) | Egreso Devengado (4) | Egreso Pagado (5) | Subejercicio (6=3-4) |
|--|---------------------|------------------------------|---------------------------|----------------------|-------------------|----------------------|
| 2 SECTOR PUBLICO DE LAS ENTIDADES FEDERATIVAS | 1,145,792,249.00 | 266,158,098.49 | 1,411,950,347.49 | 561,666,128.15 | 550,980,931.35 | 850,284,219.34 |
| 2.1 SECTOR PUBLICO NO FINANCIERO | 1,145,792,249.00 | 266,158,098.49 | 1,411,950,347.49 | 561,666,128.15 | 550,980,931.35 | 850,284,219.34 |
| 2.1.1 GOBIERNO GENERAL ESTATAL O DEL DISTRITO FEDERAL | 1,145,792,249.00 | 266,158,098.49 | 1,411,950,347.49 | 561,666,128.15 | 550,980,931.35 | 850,284,219.34 |
| 2.1.1.2 ENTIDADES PARAESTATALES Y FIDEICOMISOS NO EMPRESARIALES Y NO FINANCIEROS | 1,145,792,249.00 | 266,158,098.49 | 1,411,950,347.49 | 561,666,128.15 | 550,980,931.35 | 850,284,219.34 |
| 000 RAMO GENERAL | 0.00 | 0.00 | 0.00 | 0.00 | 0.00 | 0.00 |
| 001 DIRECCIÓN GENERAL | 634,520.00 | -77,400.00 | 557,120.00 | 126,124.46 | 86,300.85 | 430,995.54 |
| 002 DIRECCIÓN DE ADMINISTRACIÓN Y FINANZAS | 363,573.00 | -19,534.98 | 344,038.02 | 30,439.58 | 20,843.98 | 313,598.44 |
| 003 SUBDIRECCIÓN DE ADMINISTRACIÓN Y FINANZAS | 59,630.00 | 1,308.00 | 60,938.00 | 11,583.00 | 5,627.00 | 49,355.00 |
| 004 DEPARTAMENTO RECURSOS FINANCIEROS | 0.00 | 0.00 | 0.00 | 0.00 | 0.00 | 0.00 |
| 005 DEPARTAMENTO RECURSOS HUMANOS | 1,046,094,885.00 | 135,437,350.04 | 1,181,532,235.04 | 491,761,563.55 | 488,475,083.90 | 689,770,671.49 |
| 006 DEPARTAMENTO RECURSOS MATERIALES Y SERVICIOS GENERALES | 12,174,621.00 | -165,149.10 | 12,009,471.90 | 2,844,278.66 | 2,288,198.62 | 9,165,193.24 |
| 007 DEPARTAMENTO ADQUISICIONES | 202,832.00 | 47,113.00 | 249,945.00 | 79,070.00 | 77,106.00 | 170,875.00 |
| 008 DEPARTAMENTO TÉCNICO | 111,686.00 | -8,608.00 | 103,078.00 | 7,237.00 | 6,019.00 | 95,841.00 |
| 009 DEPARTAMENTO SERVICIOS ADMINISTRATIVOS | 0.00 | 0.00 | 0.00 | 0.00 | 0.00 | 0.00 |
| 010 DEPARTAMENTO DE CONTABILIDAD Y FISCALIZACIÓN | 625,341.00 | 104,298.10 | 729,639.10 | 72,316.14 | 66,027.08 | 657,322.96 |
| 011 DIRECCIÓN DE PLANEACIÓN | 94,669.00 | -2,154.00 | 92,515.00 | 33,839.05 | 15,706.50 | 58,675.95 |
| 012 SUBDIRECCIÓN DE PLANEACIÓN | 51,181.00 | -540.00 | 50,641.00 | 9,948.00 | 6,432.00 | 40,693.00 |
| 013 DEPARTAMENTO PROGRAMACIÓN Y PRESUPUESTO | 36,370,396.00 | 1,859,334.08 | 38,229,730.08 | 9,112,692.18 | 2,950,138.28 | 29,117,037.90 |
| 014 DEPARTAMENTO DESARROLLO INSTITUCIONAL | 29,710.00 | 0.00 | 29,710.00 | 167.00 | 0.00 | 29,543.00 |
| 015 DEPARTAMENTO REGISTRO Y CONTROL ESCOLAR | 0.00 | 0.00 | 0.00 | 0.00 | 0.00 | 0.00 |
| 016 DEPARTAMENTO SISTEMAS Y TECNOLOGÍAS DE LA INFORMACIÓN | 0.00 | 0.00 | 0.00 | 0.00 | 0.00 | 0.00 |
| 017 DEPARTAMENTO EVALUACIÓN Y ESTADÍSTICA | 59,951.00 | 0.00 | 59,951.00 | 10,229.00 | 1,700.00 | 49,722.00 |
| 018 DEPARTAMENTO DE TECNOLOGÍAS DE LA INFORMACIÓN | 18,676,787.00 | -1,555,428.50 | 17,121,358.50 | 6,265,522.38 | 6,262,709.38 | 10,855,836.12 |
| 019 DEPARTAMENTO DE ADMINISTRACIÓN ESCOLAR | 4,574,096.00 | -30,015.78 | 4,544,080.22 | 2,097,405.81 | 2,084,229.71 | 2,446,674.41 |
| 020 DIRECCIÓN ACADÉMICA | 143,444.00 | 5,393.96 | 148,837.96 | 41,920.76 | 17,808.00 | 106,917.20 |
| 021 SUBDIRECCIÓN ACADÉMICA | 13,971.00 | -1,500.00 | 12,471.00 | 4,095.00 | 3,228.00 | 8,376.00 |
| 022 DEPARTAMENTO PSICOPEDAGÓGICO | 788,140.00 | -13,499.48 | 774,640.52 | 46,498.02 | 42,422.02 | 728,142.50 |
| 023 DEPARTAMENTO SERVICIOS EDUCATIVOS | 0.00 | 0.00 | 0.00 | 0.00 | 0.00 | 0.00 |
| 024 DEPARTAMENTO DE DESARROLLO DOCENTE | 827,518.00 | -101,390.00 | 726,128.00 | 20,772.00 | 19,978.00 | 705,356.00 |
| 025 DEPARTAMENTO CAPACITACIÓN PARA EL TRABAJO | 1,302,897.00 | -1,314.02 | 1,301,582.98 | 15,332.72 | 10,180.72 | 1,286,250.26 |
| 026 DEPARTAMENTO DESARROLLO ACADÉMICO DE | 0.00 | 0.00 | 0.00 | 0.00 | 0.00 | 0.00 |

004700

ESTADO ANALÍTICO DEL EJERCICIO DEL PRESUPUESTO DE EGRESOS
 CLASIFICACIÓN ADMINISTRATIVA
 Del 1 de Enero al 30 de Junio de 2024
 (Cifras en pesos)

| Concepto | Egreso Aprobado (1) | Ampliaciones/Reducciones (2) | Egreso Modificado (3=1+2) | Egreso Devengado (4) | Egreso Pagado (5) | Subejercicio (6=3-4) |
|----------|---------------------|------------------------------|---------------------------|----------------------|-------------------|----------------------|
| 027 | | | | | | |
| 028 | | | | | | |
| 029 | | | | | | |
| 030 | | | | | | |
| 031 | | | | | | |
| 032 | | | | | | |
| 033 | | | | | | |
| 034 | | | | | | |
| 035 | | | | | | |
| 036 | | | | | | |
| 037 | | | | | | |
| 038 | | | | | | |
| 039 | | | | | | |
| 040 | | | | | | |
| 041 | | | | | | |
| 042 | | | | | | |
| 043 | | | | | | |
| 050 | | | | | | |
| 051 | | | | | | |
| 052 | | | | | | |
| 053 | | | | | | |
| 054 | | | | | | |
| 055 | | | | | | |
| 056 | | | | | | |
| 057 | | | | | | |
| 058 | | | | | | |
| 059 | | | | | | |
| 060 | | | | | | |
| 061 | | | | | | |
| 062 | | | | | | |
| 063 | | | | | | |
| 064 | | | | | | |
| 065 | | | | | | |
| 066 | | | | | | |
| 067 | | | | | | |
| 068 | | | | | | |

ESTADO ANALÍTICO DEL EJERCICIO DEL PRESUPUESTO DE EGRESOS
 CLASIFICACIÓN ADMINISTRATIVA
 Del 1 de Enero al 30 de Junio de 2024
 (Cifras en pesos)

| Concepto | Egreso Aprobado (1) | Ampliaciones/Reducciones (2) | Egreso Modificado (3=1+2) | Egreso Devengado (4) | Egreso Pagado (5) | Subejercicio (6=3-4) |
|----------|---------------------------|------------------------------|---------------------------|----------------------|-------------------|----------------------|
| 069 | ATOTONILCO DE TULA | 156,555.00 | -10,945.92 | 145,609.08 | 39,654.13 | 105,954.95 |
| 070 | ZAPOTLÁN | 75,907.00 | 25,759.44 | 101,666.44 | 50,157.26 | 51,509.18 |
| 071 | DURANGO | 24,901.00 | 5,064.00 | 29,965.00 | 8,857.00 | 21,108.00 |
| 072 | LAS PIEDRAS | 84,399.00 | -8,934.00 | 75,465.00 | 10,877.00 | 64,588.00 |
| 073 | SANTA MARÍA MACUA | 30,264.00 | 5,889.00 | 36,153.00 | 9,995.00 | 26,158.00 |
| 074 | TEPEAPULCO | 113,549.00 | 39,096.40 | 152,645.40 | 78,551.00 | 74,094.40 |
| 075 | CIENEGUILLA | 37,807.00 | -1.00 | 37,806.00 | 6,773.00 | 31,033.00 |
| 076 | CHANTASCO | 67,322.00 | -5,440.00 | 61,882.00 | 8,943.00 | 52,939.00 |
| 077 | GUNDHÓ | 22,248.00 | -401.00 | 21,847.00 | 4,489.00 | 17,358.00 |
| 078 | ACTOPAN | 290,099.00 | 11,766.64 | 301,865.64 | 77,211.71 | 224,653.93 |
| 079 | LOS OTATES | 72,666.00 | 16,397.80 | 89,063.80 | 43,428.00 | 45,635.80 |
| 080 | MINERAL DEL CHICO | 75,610.00 | -5,466.00 | 70,144.00 | 7,190.00 | 62,954.00 |
| 081 | SAN JUAN AHUEUECO | 38,398.00 | -513.00 | 37,885.00 | 6,013.00 | 31,872.00 |
| 082 | IXTACZOQUICO | 62,622.00 | -3,942.00 | 58,680.00 | 9,077.00 | 49,603.00 |
| 083 | HUIITEPEC | 36,354.00 | 1,745.00 | 38,099.00 | 8,388.00 | 29,711.00 |
| 084 | XOCHIATIPAN | 143,595.00 | -25,678.60 | 117,916.40 | 16,981.00 | 100,935.40 |
| 085 | ACAPA | 29,847.00 | 6,187.00 | 36,034.00 | 12,811.00 | 23,223.00 |
| 086 | JUÁREZ HIDALGO | 12,843.00 | 2,814.00 | 15,657.00 | 4,588.00 | 11,069.00 |
| 087 | TÉLLEZ | 450,939.00 | -114,857.90 | 336,081.10 | 35,460.63 | 300,620.47 |
| 088 | CHALAHUITE | 85,563.00 | -10,174.00 | 75,389.00 | 9,549.00 | 65,840.00 |
| 089 | EL IXTLÉ | 29,299.00 | 8,460.00 | 37,759.00 | 11,333.00 | 26,426.00 |
| 090 | JALPA | 19,149.00 | 1,810.00 | 20,959.00 | 3,595.00 | 17,364.00 |
| 091 | ALFAJAYUCAN | 227,234.00 | 15,909.42 | 243,143.42 | 109,204.91 | 133,938.51 |
| 092 | LA PALMA | 51,163.00 | 1,540.00 | 52,703.00 | 14,205.00 | 38,498.00 |
| 093 | SAN ESTEBAN | 10,114.00 | 0.00 | 10,114.00 | 0.00 | 10,114.00 |
| 094 | SAN MIGUEL | 27,527.00 | 1,719.00 | 29,246.00 | 7,523.00 | 21,723.00 |
| 095 | TLACOLULA | 26,360.00 | 1,962.00 | 28,322.00 | 5,875.00 | 22,447.00 |
| 096 | NICOLÁS FLORES | 86,978.00 | -5,013.12 | 81,964.88 | 15,294.00 | 66,670.88 |
| 097 | LA MISIÓN | 104,561.00 | -22,022.00 | 82,539.00 | 12,812.00 | 69,727.00 |
| 098 | JILIAPAN | 83,839.00 | -4,034.00 | 79,805.00 | 14,986.00 | 64,819.00 |
| 099 | XUCHITLÁN | 26,012.00 | 365.00 | 26,377.00 | 5,999.00 | 20,378.00 |
| 100 | SAN LORENZO | 100,532.00 | -19,019.40 | 81,512.60 | 17,021.00 | 64,491.60 |
| 101 | XUCHITLÁN SAN SALVADOR | 103,027.00 | -8,651.80 | 94,375.20 | 20,541.00 | 73,834.20 |
| 102 | PIEDRA HINCADA | 55,664.00 | -3,555.40 | 52,108.60 | 14,608.00 | 37,500.60 |
| 103 | TLAXCALILLA | 57,351.00 | 345.70 | 57,696.70 | 10,704.78 | 46,991.92 |
| 104 | CUATOLOL | 48,315.00 | -3,363.00 | 44,952.00 | 5,916.00 | 39,036.00 |
| 105 | SAN AGUSTÍN METZQUITITLÁN | 136,936.00 | 4,309.80 | 141,245.80 | 34,944.56 | 106,301.24 |
| 106 | SANTIAGO DE ANAYA | 103,352.00 | 6,906.90 | 110,258.90 | 41,626.94 | 68,631.96 |
| 107 | SANTA TERESA | 100,738.00 | -3,238.00 | 97,500.00 | 15,560.00 | 81,940.00 |
| 108 | XOCHIMILCO | 16,046.00 | 3,296.00 | 19,342.00 | 3,296.00 | 16,046.00 |
| 109 | PISAFLORES | 92,324.00 | 10,201.50 | 102,525.50 | 49,208.14 | 53,317.36 |

00481

ESTADO ANALÍTICO DEL EJERCICIO DEL PRESUPUESTO DE EGRESOS
 CLASIFICACIÓN ADMINISTRATIVA
 Del 1 de Enero al 30 de Junio de 2024
 (Cifras en pesos)

| Concepto | Egreso Aprobado (1) | Ampliaciones/Reducciones (2) | Egreso Modificado (3=1+2) | Egreso Devengado (4) | Egreso Pagado (5) | Subejercicio (6=3-4) |
|----------|-----------------------|------------------------------|---------------------------|----------------------|-------------------|----------------------|
| 110 | TECOCOMULCO | 73,586.00 | 15,742.00 | 89,328.00 | 39,095.00 | 50,233.00 |
| 111 | MECATLÁN | 195,061.00 | -20,186.20 | 174,874.80 | 30,498.00 | 144,376.80 |
| 112 | ACATLAN | 104,486.00 | 1,435.00 | 105,921.00 | 32,054.36 | 73,866.64 |
| 113 | ALMOLOYA | 105,407.00 | 20,153.80 | 125,560.80 | 48,528.04 | 77,032.76 |
| 114 | PAPATLATLA | 27,174.00 | 5,873.78 | 33,047.78 | 8,243.74 | 24,804.04 |
| 115 | HUAZALINGO | 19,949.00 | 15,264.00 | 35,213.00 | 18,696.00 | 16,517.00 |
| 116 | SANTA CRUZ | 61,794.00 | 7,360.80 | 69,154.80 | 24,669.00 | 44,485.80 |
| 117 | JALTOCAN | 223,772.00 | -36,925.20 | 186,846.80 | 32,245.00 | 154,601.80 |
| 118 | SAN BARTOLO TUTOTEPEC | 160,836.00 | -5,817.30 | 155,018.70 | 43,432.58 | 111,586.12 |
| 119 | XOCHICOATLÁN | 35,372.00 | 13,819.76 | 49,191.76 | 21,464.18 | 27,727.58 |
| 120 | TLAHUELILPAN | 242,018.00 | -16,857.24 | 225,160.76 | 60,959.33 | 164,201.43 |
| 121 | ORIZABITA | 123,053.00 | -9,989.50 | 113,063.50 | 28,879.88 | 84,183.62 |
| 122 | YATIPAN | 84,513.00 | -3,543.30 | 80,969.70 | 26,202.62 | 54,767.08 |
| 123 | TIZAYUCA | 196,708.00 | 35,166.80 | 231,874.80 | 94,529.00 | 137,345.80 |
| 124 | TULANCINGO | 209,692.00 | 11.20 | 209,703.20 | 66,745.00 | 142,958.20 |
| 125 | SAN MIGUEL VINDHO | 128,661.00 | 5,949.56 | 134,610.56 | 30,487.42 | 104,123.14 |
| 126 | SANTIAGO TLAUTLA | 152,088.00 | -3,702.40 | 148,385.60 | 43,181.00 | 105,204.60 |
| 127 | BOMINTZHA | 69,753.00 | 25,165.12 | 94,918.12 | 27,301.26 | 67,616.86 |
| 128 | APAN | 157,909.00 | -33,494.10 | 124,414.90 | 25,454.10 | 98,960.80 |
| 129 | CHAPANTONGO | 337,375.00 | -69,026.20 | 268,348.80 | 90,177.16 | 178,171.64 |
| 130 | HUEJUTLA | 234,633.00 | 5,117.38 | 239,750.38 | 74,810.84 | 164,939.54 |
| 131 | TEHUETLAN | 116,979.00 | 14,362.00 | 131,341.00 | 45,235.00 | 86,106.00 |
| 132 | ZIMAPAN II | 505,867.00 | -21,753.54 | 484,113.46 | 170,355.28 | 313,758.18 |
| 133 | EL CID | 195,550.00 | -14,390.40 | 181,159.60 | 49,945.81 | 131,213.79 |
| 134 | CAHUAZAS | 31,480.00 | 566.00 | 32,046.00 | 6,810.00 | 25,236.00 |
| 135 | CARPINTEROS | 51,481.00 | 1,958.98 | 53,439.98 | 13,370.94 | 40,069.04 |
| 136 | HUALULA | 38,885.00 | 501.00 | 39,386.00 | 8,793.00 | 30,593.00 |
| 137 | ACOXCATLAN | 51,002.00 | -1,701.00 | 49,301.00 | 9,553.00 | 39,748.00 |
| 138 | ATENGO | 71,667.00 | 15,859.60 | 87,526.60 | 30,696.00 | 56,830.60 |
| 139 | HUASCA | 231,161.00 | -17,501.50 | 213,659.50 | 32,798.74 | 180,860.76 |
| 140 | SAN CRISTOBAL | 79,569.00 | -529.30 | 79,039.70 | 18,193.38 | 60,846.32 |
| 141 | SANTIAGO TEZONTLALE | 35,035.00 | 5,937.52 | 40,972.52 | 12,589.52 | 28,383.00 |
| 142 | DOXEY | 120,487.00 | 3,031.10 | 123,518.10 | 32,265.06 | 91,253.04 |
| 143 | ACOYOTLA | 82,446.00 | 1,538.00 | 83,984.00 | 22,037.00 | 61,947.00 |
| 144 | TOCTITLAN I | 16,877.00 | 326.00 | 17,203.00 | 3,243.00 | 13,960.00 |
| 145 | TLAHUELOMPA | 121,693.00 | 13,972.02 | 135,665.02 | 34,183.54 | 101,481.48 |
| 146 | SANTA CATARINA | 70,620.00 | -6,103.00 | 64,517.00 | 10,334.00 | 54,183.00 |
| 147 | TEXCACO | 11,048.00 | 257.00 | 11,305.00 | 1,347.00 | 9,958.00 |
| 148 | JALAPA | 5,877.00 | 0.00 | 5,877.00 | 0.00 | 5,877.00 |
| 149 | AGUAS BLANCAS | 35,973.00 | -920.00 | 35,053.00 | 3,512.00 | 31,541.00 |
| 150 | CUATLIMAX | 14,949.00 | 2,611.00 | 17,560.00 | 4,324.00 | 13,236.00 |


00482


ESTADO ANALÍTICO DEL EJERCICIO DEL PRESUPUESTO DE EGRESOS
 CLASIFICACIÓN ADMINISTRATIVA
 Del 1 de Enero al 30 de Junio de 2024
 (Cifras en pesos)


| Concepto | Egreso Aprobado (1) | Ampliaciones/Reducciones (2) | Egreso Modificado (3=1+2) | Egreso Devengado (4) | Egreso Pagado (5) | Subejercicio (6=3-4) |
|----------------------------|---------------------|------------------------------|---------------------------|----------------------|-------------------|----------------------|
| 151 TAMOYON I | 55,039.00 | -955.00 | 54,084.00 | 8,273.00 | 8,273.00 | 45,811.00 |
| 152 POLINTOTLA | 18,349.00 | 1,687.00 | 20,036.00 | 4,076.00 | 4,076.00 | 15,960.00 |
| 153 BOCUA | 3,415.00 | 0.00 | 3,415.00 | 0.00 | 0.00 | 3,415.00 |
| 154 OXELOCO | 33,079.00 | 1,211.00 | 34,290.00 | 3,095.00 | 3,095.00 | 31,195.00 |
| 155 ACATEPEC | 25,047.00 | -1,302.00 | 23,745.00 | 3,393.00 | 3,393.00 | 20,352.00 |
| 156 ACANOA | 21,479.00 | 724.00 | 22,203.00 | 1,568.00 | 1,568.00 | 20,635.00 |
| 157 EL RAYO | 16,023.00 | 4,119.00 | 20,142.00 | 5,873.00 | 5,873.00 | 14,269.00 |
| 158 HUEYAPITA | 30,066.00 | -2,141.00 | 27,925.00 | 2,118.00 | 2,118.00 | 25,807.00 |
| 159 HUITZILA | 130,289.00 | 6,923.14 | 137,212.14 | 21,214.00 | 21,214.00 | 115,998.14 |
| 160 SAN ILDEFONSO | 29,618.00 | -2,056.00 | 27,562.00 | 254.00 | 254.00 | 27,308.00 |
| 161 SAN MATEO | 48,429.00 | 10,421.00 | 58,850.00 | 19,064.00 | 19,064.00 | 39,786.00 |
| 162 SANTA MARÍA QUELITES | 102,408.00 | -4,103.46 | 98,304.54 | 19,405.24 | 19,405.24 | 78,899.30 |
| 163 SAN JUAN DE LAS FLORES | 8,272.00 | -9.00 | 8,263.00 | 469.00 | 469.00 | 7,794.00 |
| 164 SAN PABLO | 5,740.00 | 0.00 | 5,740.00 | 0.00 | 0.00 | 5,740.00 |
| 165 LA PROVIDENCIA | 803,017.00 | -123,520.56 | 679,496.44 | 172,935.54 | 116,091.48 | 566,560.90 |
| 166 COCHOTLA | 46,199.00 | -462.00 | 45,737.00 | 9,701.00 | 9,701.00 | 36,036.00 |
| 167 CHAPULHUACAN | 98,288.00 | -5,991.00 | 92,297.00 | 14,632.00 | 14,632.00 | 77,665.00 |
| 168 JULIÁN VILLAGRÁN | 174,794.00 | 3,800.78 | 178,594.78 | 40,541.74 | 40,541.74 | 138,053.04 |
| 169 SANTA MARÍA AMAJAC | 205,164.00 | 1,093.50 | 206,257.50 | 43,003.94 | 43,003.94 | 163,253.56 |
| 170 TLANALAPA | 112,470.00 | 10,779.40 | 123,249.40 | 34,383.95 | 34,383.95 | 88,865.45 |
| 171 MICHIMALOYA | 76,128.00 | 1,146.52 | 77,274.52 | 19,757.52 | 19,757.52 | 57,517.00 |
| 172 SANTO TOMAS | 47,788.00 | 2,646.20 | 50,434.20 | 19,921.16 | 19,921.16 | 30,513.04 |
| 173 TEPOJACO | 87,904.00 | 10,518.00 | 98,422.00 | 26,693.00 | 26,693.00 | 71,729.00 |
| 174 PROGRESO DE OBREGÓN | 559,001.00 | -4,861.42 | 554,139.58 | 256,991.49 | 212,661.50 | 297,148.09 |
| 175 TOHUACO II | 16,266.00 | 0.00 | 16,266.00 | 0.00 | 0.00 | 16,266.00 |
| 176 SAN ANTONIO EL GRANDE | 34,520.00 | 1,587.00 | 36,107.00 | 7,377.00 | 7,377.00 | 28,730.00 |
| 177 LOLOTLA | 33,319.00 | 2,008.52 | 35,327.52 | 9,353.52 | 9,353.52 | 25,974.00 |
| 178 LA GARGANTILLA | 48,617.00 | -947.00 | 47,670.00 | 9,084.00 | 9,084.00 | 38,586.00 |
| 179 ATECOXCO | 31,697.00 | 1,705.00 | 33,402.00 | 8,460.00 | 8,460.00 | 24,942.00 |
| 180 HUEYAPA | 58,274.00 | -1,241.00 | 57,033.00 | 10,758.00 | 10,758.00 | 46,275.00 |
| 181 YAHUALICA | 56,200.00 | -2,776.36 | 53,423.64 | 8,180.37 | 8,180.37 | 45,243.27 |
| TOTAL DEL GASTO | 1,145,792,249.00 | 266,158,098.49 | 1,411,950,347.49 | 561,666,128.15 | 550,980,931.35 | 850,284,219.34 |

Bajo protesta de decir verdad declaramos que los Estados Financieros y sus notas, son razonablemente correctos y son responsabilidad del emisor.

ESTADO ANALÍTICO DEL EJERCICIO DEL PRESUPUESTO DE EGRESOS
CLASIFICACIÓN ADMINISTRATIVA
Del 1 de Enero al 30 de Junio de 2024
(Cifras en pesos)


LIC. RUBÉN LÓPEZ VALDEZ
DIRECTOR GENERAL


LIC. ESTEFANÍA AGUILAR CASTRO
DIRECTORA DE ADMINISTRACIÓN Y FINANZAS



L.C. JESÚS FUENTES RODRÍGUEZ
DIRECTOR DE PLANEACIÓN


00484

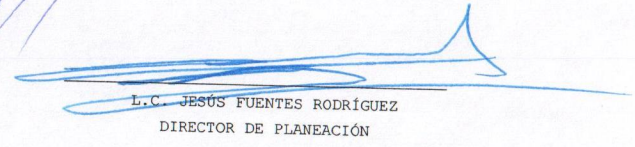
ESTADO ANALÍTICO DEL EJERCICIO DEL PRESUPUESTO DE EGRESOS
 CLASIFICACIÓN ECONÓMICA (POR TIPO DE GASTO)
 Del 1 de Enero al 30 de Junio de 2024
 (Cifras en pesos)

| Concepto | Egreso Aprobado (1) | Ampliaciones/Reducciones (2) | Egreso Modificado (3=1+2) | Egreso Devengado (4) | Egreso Pagado (5) | Subejercicio (6=3-4) |
|---|-------------------------|------------------------------|---------------------------|-----------------------|-----------------------|-----------------------|
| 1 GASTO CORRIENTE | 1,145,792,249.00 | 266,158,098.49 | 1,411,950,347.49 | 561,666,128.15 | 550,980,931.35 | 850,284,219.34 |
| 2 GASTO DE CAPITAL | 0.00 | 0.00 | 0.00 | 0.00 | 0.00 | 0.00 |
| 3 AMORTIZACIÓN DE LA DEUDA Y DISMINUCIÓN DE PASIVOS | 0.00 | 0.00 | 0.00 | 0.00 | 0.00 | 0.00 |
| 4 PENSIONES Y JUBILACIONES | 0.00 | 0.00 | 0.00 | 0.00 | 0.00 | 0.00 |
| 5 PARTICIPACIONES | 0.00 | 0.00 | 0.00 | 0.00 | 0.00 | 0.00 |
| TOTAL DEL GASTO | 1,145,792,249.00 | 266,158,098.49 | 1,411,950,347.49 | 561,666,128.15 | 550,980,931.35 | 850,284,219.34 |

Bajo protesta de decir verdad declaramos que los Estados Financieros y sus notas, son razonablemente correctos y son responsabilidad del emisor.


 LIC. RUBÉN LÓPEZ VALDEZ
 DIRECTOR GENERAL


 LIC. ESTEFANÍA AGUILAR CASTRO
 DIRECTORA DE ADMINISTRACIÓN Y FINANZAS


 LIC. JESÚS FUENTES RODRÍGUEZ
 DIRECTOR DE PLANEACIÓN

00486

ESTADO ANALÍTICO DEL EJERCICIO DEL PRESUPUESTO DE EGRESOS
 CLASIFICACIÓN POR OBJETO DEL GASTO (CAPÍTULO Y CONCEPTO)
 Del 1 de Enero al 30 de Junio de 2024
 (Cifras en pesos)

| Concepto | Egreso Aprobado (1) | Ampliaciones/Reducciones (2) | Egreso Modificado (3=1+2) | Egreso Devengado (4) | Egreso Pagado (5) | Subejercicio (6=3-4) |
|---|---------------------|------------------------------|---------------------------|----------------------|-------------------|----------------------|
| 1 SERVICIOS PERSONALES | 1,016,626,330.00 | 135,364,396.00 | 1,151,990,726.00 | 480,667,289.83 | 477,563,655.06 | 671,323,436.17 |
| 1.1 REMUNERACIONES AL PERSONAL DE CARÁCTER PERMANENTE | 488,099,472.00 | 52,008,988.04 | 540,108,460.04 | 262,558,133.10 | 262,544,527.55 | 277,550,326.94 |
| 1.2 REMUNERACIONES AL PERSONAL DE CARÁCTER TRANSITORIO | 0.00 | 0.00 | 0.00 | 0.00 | 0.00 | 0.00 |
| 1.3 REMUNERACIONES ADICIONALES Y ESPECIALES | 301,743,756.00 | 30,110,635.96 | 331,854,391.96 | 89,527,285.05 | 89,419,045.66 | 242,327,106.91 |
| 1.4 SEGURIDAD SOCIAL | 85,302,372.00 | 30,323,256.00 | 115,625,628.00 | 42,881,052.70 | 40,706,468.55 | 72,744,575.30 |
| 1.5 OTRAS PRESTACIONES SOCIALES Y ECONÓMICAS | 93,470,408.00 | 24,533,996.00 | 118,004,404.00 | 62,434,651.90 | 61,641,924.53 | 55,569,752.10 |
| 1.6 PREVISIONES | 10,910,412.00 | -10,910,412.00 | 0.00 | 0.00 | 0.00 | 0.00 |
| 1.7 PAGO DE ESTÍMULOS A SERVIDORES PÚBLICOS | 37,099,910.00 | 9,297,932.00 | 46,397,842.00 | 23,266,167.08 | 23,251,688.77 | 23,131,674.92 |
| 2 MATERIALES Y SUMINISTROS | 43,074,197.00 | 130,810,078.09 | 173,884,275.09 | 51,651,842.39 | 45,109,032.64 | 122,232,432.70 |
| 2.1 MATERIALES DE ADMINISTRACIÓN, EMISIÓN DE DOCUMENTOS Y ARTÍCULOS OFICIALES | 35,031,797.00 | 89,561,923.68 | 124,593,720.68 | 50,748,238.97 | 44,586,416.16 | 73,845,481.71 |
| 2.2 ALIMENTOS Y UTENSILIOS | 617,988.00 | -43,211.72 | 574,776.28 | 34,185.14 | 25,982.78 | 540,591.14 |
| 2.3 MATERIAS PRIMAS Y MATERIALES DE PRODUCCIÓN Y COMERCIALIZACIÓN | 42,096.00 | 0.00 | 42,096.00 | 0.00 | 0.00 | 42,096.00 |
| 2.4 MATERIALES Y ARTÍCULOS DE CONSTRUCCIÓN Y DE REPARACIÓN | 3,201,868.00 | 0.00 | 3,201,868.00 | 0.00 | 0.00 | 3,201,868.00 |
| 2.5 PRODUCTOS QUÍMICOS, FARMACÉUTICOS Y DE LABORATORIO | 1,403,382.00 | 0.00 | 1,403,382.00 | 0.00 | 0.00 | 1,403,382.00 |
| 2.6 COMBUSTIBLES, LUBRICANTES Y ADITIVOS | 1,800,000.00 | 0.00 | 1,800,000.00 | 832,561.48 | 459,776.90 | 967,438.52 |
| 2.7 VESTUARIO, BLANCOS, PRENDAS DE PROTECCIÓN Y ARTÍCULOS DEPORTIVOS | 85,312.00 | 41,291,366.13 | 41,376,678.13 | 24,716.80 | 24,716.80 | 41,351,961.33 |
| 2.8 MATERIALES Y SUMINISTROS PARA SEGURIDAD | 0.00 | 0.00 | 0.00 | 0.00 | 0.00 | 0.00 |
| 2.9 HERRAMIENTAS, REFACCIONES Y ACCESORIOS MENORES | 891,754.00 | 0.00 | 891,754.00 | 12,140.00 | 12,140.00 | 879,614.00 |
| 3 SERVICIOS GENERALES | 84,896,912.00 | -16,375.60 | 84,880,536.40 | 29,346,995.93 | 28,308,243.65 | 55,533,540.47 |
| 3.1 SERVICIOS BÁSICOS | 28,965,962.00 | -478,661.42 | 28,487,300.58 | 10,242,748.71 | 10,185,904.65 | 18,244,551.87 |
| 3.2 SERVICIOS DE ARRENDAMIENTO | 7,963,834.00 | 363,080.10 | 8,326,914.10 | 1,091,093.22 | 966,505.51 | 7,235,820.88 |
| 3.3 SERVICIOS PROFESIONALES, CIENTÍFICOS, TÉCNICOS Y OTROS SERVICIOS | 4,946,284.00 | 149,559.92 | 5,095,843.92 | 1,264,712.68 | 1,018,908.96 | 3,831,131.24 |
| 3.4 SERVICIOS FINANCIEROS, BANCARIOS Y COMERCIALES | 2,589,000.00 | 17,479.24 | 2,606,479.24 | 2,528,013.77 | 2,429,963.71 | 78,465.47 |
| 3.5 SERVICIOS DE INSTALACIÓN, REPARACIÓN, | 5,508,914.00 | -57,591.74 | 5,451,322.26 | 1,105,892.26 | 666,978.18 | 4,345,430.00 |

00488

ESTADO ANALÍTICO DEL EJERCICIO DEL PRESUPUESTO DE EGRESOS
 CLASIFICACIÓN POR OBJETO DEL GASTO (CAPÍTULO Y CONCEPTO)
 Del 1 de Enero al 30 de Junio de 2024
 (Cifras en pesos)

| Concepto | Egreso Aprobado (1) | Ampliaciones/Reducciones (2) | Egreso Modificado (3=1+2) | Egreso Devengado (4) | Egreso Pagado (5) | Subejercicio (6=3-4) |
|--|---------------------|------------------------------|---------------------------|----------------------|-------------------|----------------------|
| MANTENIMIENTO Y CONSERVACIÓN | | | | | | |
| 3.6 SERVICIOS DE COMUNICACIÓN SOCIAL Y PUBLICIDAD | 1,734,440.00 | 33,260.00 | 1,767,700.00 | 1,473,300.89 | 1,452,774.89 | 294,399.11 |
| 3.7 SERVICIOS DE TRASLADO Y VIÁTICOS | 789,618.00 | -96,417.00 | 693,201.00 | 85,283.86 | 78,212.35 | 607,917.14 |
| 3.8 SERVICIOS OFICIALES | 1,985,434.00 | 64,795.50 | 2,050,229.50 | 656,979.42 | 610,885.66 | 1,393,250.08 |
| 3.9 OTROS SERVICIOS GENERALES | 30,413,426.00 | -11,880.20 | 30,401,545.80 | 10,898,971.12 | 10,898,109.74 | 19,502,574.68 |
| 4 TRANSFERENCIAS, ASIGNACIONES, SUBSIDIOS Y OTRAS AYUDAS | 0.00 | 0.00 | 0.00 | 0.00 | 0.00 | 0.00 |
| 4.1 TRANSFERENCIAS INTERNAS Y ASIGNACIONES AL SECTOR PÚBLICO | 0.00 | 0.00 | 0.00 | 0.00 | 0.00 | 0.00 |
| 4.2 TRANSFERENCIAS AL RESTO DEL SECTOR PÚBLICO | 0.00 | 0.00 | 0.00 | 0.00 | 0.00 | 0.00 |
| 4.3 SUBSIDIOS Y SUBVENCIONES | 0.00 | 0.00 | 0.00 | 0.00 | 0.00 | 0.00 |
| 4.4 AYUDAS SOCIALES | 0.00 | 0.00 | 0.00 | 0.00 | 0.00 | 0.00 |
| 4.5 PENSIONES Y JUBILACIONES | 0.00 | 0.00 | 0.00 | 0.00 | 0.00 | 0.00 |
| 4.6 TRANSFERENCIAS A FIDEICOMISOS, MANDATOS Y OTROS ANÁLOGOS | 0.00 | 0.00 | 0.00 | 0.00 | 0.00 | 0.00 |
| 4.7 TRANSFERENCIAS A LA SEGURIDAD SOCIAL | 0.00 | 0.00 | 0.00 | 0.00 | 0.00 | 0.00 |
| 4.8 DONATIVOS | 0.00 | 0.00 | 0.00 | 0.00 | 0.00 | 0.00 |
| 4.9 TRANSFERENCIAS AL EXTERIOR | 0.00 | 0.00 | 0.00 | 0.00 | 0.00 | 0.00 |
| 5 BIENES MUEBLES, INMUEBLES E INTANGIBLES | 0.00 | 0.00 | 0.00 | 0.00 | 0.00 | 0.00 |
| 5.1 MOBILIARIO Y EQUIPO DE ADMINISTRACIÓN | 0.00 | 0.00 | 0.00 | 0.00 | 0.00 | 0.00 |
| 5.2 MOBILIARIO Y EQUIPO EDUCACIONAL Y RECREATIVO | 0.00 | 0.00 | 0.00 | 0.00 | 0.00 | 0.00 |
| 5.3 EQUIPO E INSTRUMENTAL MÉDICO Y DE LABORATORIO | 0.00 | 0.00 | 0.00 | 0.00 | 0.00 | 0.00 |
| 5.4 VEHÍCULOS Y EQUIPO DE TRANSPORTE | 0.00 | 0.00 | 0.00 | 0.00 | 0.00 | 0.00 |
| 5.5 EQUIPO DE DEFENSA Y SEGURIDAD | 0.00 | 0.00 | 0.00 | 0.00 | 0.00 | 0.00 |
| 5.6 MAQUINARIA, OTROS EQUIPOS Y HERRAMIENTAS | 0.00 | 0.00 | 0.00 | 0.00 | 0.00 | 0.00 |
| 5.7 ACTIVOS BIOLÓGICOS | 0.00 | 0.00 | 0.00 | 0.00 | 0.00 | 0.00 |
| 5.8 BIENES INMUEBLES | 0.00 | 0.00 | 0.00 | 0.00 | 0.00 | 0.00 |
| 5.9 ACTIVOS INTANGIBLES | 0.00 | 0.00 | 0.00 | 0.00 | 0.00 | 0.00 |
| 6 INVERSIÓN PÚBLICA | 0.00 | 0.00 | 0.00 | 0.00 | 0.00 | 0.00 |
| 6.1 OBRA PÚBLICA EN BIENES DE DOMINIO PÚBLICO | 0.00 | 0.00 | 0.00 | 0.00 | 0.00 | 0.00 |


00489


ESTADO ANALÍTICO DEL EJERCICIO DEL PRESUPUESTO DE EGRESOS
 CLASIFICACIÓN POR OBJETO DEL GASTO (CAPÍTULO Y CONCEPTO)
 Del 1 de Enero al 30 de Junio de 2024
 (Cifras en pesos)


| Concepto | Egreso Aprobado (1) | Ampliaciones/Reducciones (2) | Egreso Modificado (3=1+2) | Egreso Devengado (4) | Egreso Pagado (5) | Subejercicio (6=3-4) |
|---|-------------------------|------------------------------|---------------------------|-----------------------|-----------------------|-----------------------|
| 6.2 OBRA PÚBLICA | 0.00 | 0.00 | 0.00 | 0.00 | 0.00 | 0.00 |
| 6.3 PROYECTOS PRODUCTIVOS Y ACCIONES DE FOMENTO | 0.00 | 0.00 | 0.00 | 0.00 | 0.00 | 0.00 |
| 7 INVERSIONES FINANCIERAS Y OTRAS PROVISIONES | 1,194,810.00 | 0.00 | 1,194,810.00 | 0.00 | 0.00 | 1,194,810.00 |
| 7.1 INVERSIONES PARA EL FOMENTO DE ACTIVIDADES PRODUCTIVAS | 0.00 | 0.00 | 0.00 | 0.00 | 0.00 | 0.00 |
| 7.2 ACCIONES Y PARTICIPACIONES DE CAPITAL | 0.00 | 0.00 | 0.00 | 0.00 | 0.00 | 0.00 |
| 7.3 COMPRA DE TÍTULOS Y VALORES | 0.00 | 0.00 | 0.00 | 0.00 | 0.00 | 0.00 |
| 7.4 CONCESIÓN DE PRÉSTAMOS | 0.00 | 0.00 | 0.00 | 0.00 | 0.00 | 0.00 |
| 7.5 INVERSIONES EN FIDEICOMISOS, MANDATOS Y OTROS ANÁLOGOS | 0.00 | 0.00 | 0.00 | 0.00 | 0.00 | 0.00 |
| 7.6 OTRAS INVERSIONES FINANCIERAS | 0.00 | 0.00 | 0.00 | 0.00 | 0.00 | 0.00 |
| 7.9 PROVISIONES PARA CONTINGENCIAS Y OTRAS EROGACIONES ESPECIALES | 1,194,810.00 | 0.00 | 1,194,810.00 | 0.00 | 0.00 | 1,194,810.00 |
| 8 PARTICIPACIONES Y APORTACIONES | 0.00 | 0.00 | 0.00 | 0.00 | 0.00 | 0.00 |
| 8.1 PARTICIPACIONES | 0.00 | 0.00 | 0.00 | 0.00 | 0.00 | 0.00 |
| 8.3 APORTACIONES | 0.00 | 0.00 | 0.00 | 0.00 | 0.00 | 0.00 |
| 8.5 CONVENIOS | 0.00 | 0.00 | 0.00 | 0.00 | 0.00 | 0.00 |
| 9 DEUDA PÚBLICA | 0.00 | 0.00 | 0.00 | 0.00 | 0.00 | 0.00 |
| 9.1 AMORTIZACIÓN DE LA DEUDA PÚBLICA | 0.00 | 0.00 | 0.00 | 0.00 | 0.00 | 0.00 |
| 9.2 INTERESES DE LA DEUDA PÚBLICA | 0.00 | 0.00 | 0.00 | 0.00 | 0.00 | 0.00 |
| 9.3 COMISIONES DE LA DEUDA PÚBLICA | 0.00 | 0.00 | 0.00 | 0.00 | 0.00 | 0.00 |
| 9.4 GASTOS DE LA DEUDA PÚBLICA | 0.00 | 0.00 | 0.00 | 0.00 | 0.00 | 0.00 |
| 9.5 COSTO POR COBERTURAS | 0.00 | 0.00 | 0.00 | 0.00 | 0.00 | 0.00 |
| 9.6 APOYOS | 0.00 | 0.00 | 0.00 | 0.00 | 0.00 | 0.00 |
| 9.9 ADEUDOS DE EJERCICIOS FISCALES ANTERIORES (ADEFAS) | 0.00 | 0.00 | 0.00 | 0.00 | 0.00 | 0.00 |
| TOTAL DEL GASTO | 1,145,792,249.00 | 266,158,098.49 | 1,411,950,347.49 | 561,666,128.15 | 550,980,931.35 | 850,284,219.34 |

Bajo protesta de decir verdad declaramos que los Estados Financieros y sus notas, son razonablemente correctos y son responsabilidad del emisor.

ESTADO ANALÍTICO DEL EJERCICIO DEL PRESUPUESTO DE EGRESOS
CLASIFICACIÓN POR OBJETO DEL GASTO (CAPÍTULO Y CONCEPTO)
Del 1 de Enero al 30 de Junio de 2024
(Cifras en pesos)


LIC. RUBÉN LÓPEZ VALDEZ
DIRECTOR GENERAL


LIC. ESTEFANÍA AGUILAR CASTRO
DIRECTORA DE ADMINISTRACIÓN Y FINANZAS


L.C. JESÚS FUENTES RODRÍGUEZ
DIRECTOR DE PLANEACIÓN

00400

ESTADO ANALÍTICO DEL EJERCICIO DEL PRESUPUESTO DE EGRESOS
 CLASIFICACIÓN FUNCIONAL (FINALIDAD Y FUNCIÓN)
 Del 1 de Enero al 30 de Junio de 2024
 (Cifras en pesos)


| Concepto | Egreso Aprobado (1) | Ampliaciones/Reducciones (2) | Egreso Modificado (3=1+2) | Egreso Devengado (4) | Egreso Pagado (5) | Subejercicio (6=3-4) |
|--|---------------------|------------------------------|---------------------------|----------------------|-------------------|----------------------|
| 1 GOBIERNO | 0.00 | 0.00 | 0.00 | 0.00 | 0.00 | 0.00 |
| 1.1 LEGISLACION | 0.00 | 0.00 | 0.00 | 0.00 | 0.00 | 0.00 |
| 1.2 JUSTICIA | 0.00 | 0.00 | 0.00 | 0.00 | 0.00 | 0.00 |
| 1.3 COORDINACION DE LA POLITICA DE GOBIERNO | 0.00 | 0.00 | 0.00 | 0.00 | 0.00 | 0.00 |
| 1.4 RELACIONES EXTERIORES | 0.00 | 0.00 | 0.00 | 0.00 | 0.00 | 0.00 |
| 1.5 ASUNTOS FINANCIEROS Y HACENDARIOS | 0.00 | 0.00 | 0.00 | 0.00 | 0.00 | 0.00 |
| 1.6 SEGURIDAD NACIONAL | 0.00 | 0.00 | 0.00 | 0.00 | 0.00 | 0.00 |
| 1.7 ASUNTOS DE ORDEN PUBLICO Y DE SEGURIDAD INTERIOR | 0.00 | 0.00 | 0.00 | 0.00 | 0.00 | 0.00 |
| 1.8 OTROS SERVICIOS GENERALES | 0.00 | 0.00 | 0.00 | 0.00 | 0.00 | 0.00 |
| 2 DESARROLLO SOCIAL | 1,145,792,249.00 | 266,158,098.49 | 1,411,950,347.49 | 561,666,128.15 | 550,980,931.35 | 850,284,219.34 |
| 2.1 PROTECCION AMBIENTAL | 0.00 | 0.00 | 0.00 | 0.00 | 0.00 | 0.00 |
| 2.2 VIVIENDA Y SERVICIOS A LA COMUNIDAD | 0.00 | 0.00 | 0.00 | 0.00 | 0.00 | 0.00 |
| 2.3 SALUD | 0.00 | 0.00 | 0.00 | 0.00 | 0.00 | 0.00 |
| 2.4 RECREACION, CULTURA Y OTRAS MANIFESTACIONES SOCIALES | 0.00 | 0.00 | 0.00 | 0.00 | 0.00 | 0.00 |
| 2.5 EDUCACION | 1,145,792,249.00 | 266,158,098.49 | 1,411,950,347.49 | 561,666,128.15 | 550,980,931.35 | 850,284,219.34 |
| 2.6 PROTECCION SOCIAL | 0.00 | 0.00 | 0.00 | 0.00 | 0.00 | 0.00 |
| 2.7 OTROS ASUNTOS SOCIALES | 0.00 | 0.00 | 0.00 | 0.00 | 0.00 | 0.00 |
| 3 DESARROLLO ECONOMICO | 0.00 | 0.00 | 0.00 | 0.00 | 0.00 | 0.00 |
| 3.1 ASUNTOS ECONOMICOS, COMERCIALES Y LABORALES EN GENERAL | 0.00 | 0.00 | 0.00 | 0.00 | 0.00 | 0.00 |
| 3.2 AGROPECUARIA, SILVICULTURA, PESCA Y CAZA | 0.00 | 0.00 | 0.00 | 0.00 | 0.00 | 0.00 |
| 3.3 COMBUSTIBLES Y ENERGIA | 0.00 | 0.00 | 0.00 | 0.00 | 0.00 | 0.00 |
| 3.4 MINERIA, MANUFACTURAS Y CONSTRUCCION | 0.00 | 0.00 | 0.00 | 0.00 | 0.00 | 0.00 |
| 3.5 TRANSPORTE | 0.00 | 0.00 | 0.00 | 0.00 | 0.00 | 0.00 |
| 3.6 COMUNICACIONES | 0.00 | 0.00 | 0.00 | 0.00 | 0.00 | 0.00 |
| 3.7 TURISMO | 0.00 | 0.00 | 0.00 | 0.00 | 0.00 | 0.00 |
| 3.8 CIENCIA, TECNOLOGIA E INNOVACION | 0.00 | 0.00 | 0.00 | 0.00 | 0.00 | 0.00 |
| 3.9 OTRAS INDUSTRIAS Y OTROS ASUNTOS ECONOMICOS | 0.00 | 0.00 | 0.00 | 0.00 | 0.00 | 0.00 |
| 4 OTRAS NO CLASIFICADAS EN FUNCIONES ANTERIORES | 0.00 | 0.00 | 0.00 | 0.00 | 0.00 | 0.00 |


00493


ESTADO ANALÍTICO DEL EJERCICIO DEL PRESUPUESTO DE EGRESOS
 CLASIFICACIÓN FUNCIONAL (FINALIDAD Y FUNCIÓN)
 Del 1 de Enero al 30 de Junio de 2024
 (Cifras en pesos)

| Concepto | Egreso Aprobado (1) | Ampliaciones/Reducciones (2) | Egreso Modificado (3=1+2) | Egreso Devengado (4) | Egreso Pagado (5) | Subejercicio (6=3-4) |
|---|-------------------------|------------------------------|---------------------------|-----------------------|-----------------------|-----------------------|
| 4.1 TRANSACCIONES DE LA DEUDA PUBLICA / COSTO FINANCIERO DE LA DEUDA | 0.00 | 0.00 | 0.00 | 0.00 | 0.00 | 0.00 |
| 4.2 TRANSFERENCIAS, PARTICIPACIONES Y APORTACIONES ENTRE DIFERENTES NIVELES Y ORDENES DE GOBIERNO | 0.00 | 0.00 | 0.00 | 0.00 | 0.00 | 0.00 |
| 4.3 SANEAMIENTO DEL SISTEMA FINANCIERO | 0.00 | 0.00 | 0.00 | 0.00 | 0.00 | 0.00 |
| 4.4 ADEUDOS DE EJERCICIOS FISCALES ANTERIORES | 0.00 | 0.00 | 0.00 | 0.00 | 0.00 | 0.00 |
| TOTAL DEL GASTO | 1,145,792,249.00 | 266,158,098.49 | 1,411,950,347.49 | 561,666,128.15 | 550,980,931.35 | 850,284,219.34 |

Bajo protesta de decir verdad declaramos que los Estados Financieros y sus notas, son razonablemente correctos y son responsabilidad del emisor.


 LIC. RUBÉN LÓPEZ VALDEZ
 DIRECTOR GENERAL


 LIC. ESTEFANÍA AGUILAR CASTRO
 DIRECTORA DE ADMINISTRACIÓN Y FINANZAS


 LIC. JESÚS FUENTES RODRÍGUEZ
 DIRECTOR DE PLANEACIÓN